



UNIPMA Press
WE GOT IT

Writing Effective Short Essays



Erlik Widiyani Styati
Vita Vendityaningtyas

Eksan Syawaludin
Edy Tya Dewi Cahyani

Writing Effective Short Essays

Erlik Widiyani Styati

Vita Vendityaningtyas

Eksan Syawaludin

Edy Tya Dewi Cahyani



UNIPMAPress

Writing Effective Short Essays

Penulis : 1. Dr. Erlik Widiyani Styati, S.Pd., M.Pd
2. Vita Vendityaningtyas, S.S., M.Pd
3. Eksan Syawaludin
4. Edy Tya Dewi Cahyani

Editor : Dr. Lulus Irawati, S.S., M.Pd

Penata letak : Suyadi, M.Kom

Desain sampul : Suyadi, M.Kom

Cetak pertama, November 2022

Diterbitkan oleh:

UNIPMA Press Universitas PGRI Madiun

Jl. Setiabudi No. 85 Madiun Jawa Timur 63118

E-Mail: upress@unipma.ac.id

Website: kwu.unipma.ac.id

Anggota IKAPI: No.207/ Anggota Luar Biasa/ JTI/2018

ISBN:

978-623-6318-83-6

Hak cipta Dilindungi Undang-Undang

All right reserved

Acknowledgment

Million thanks are praised to God the Almighty for his bless in all course of the writers' life and in finishing this course material. This material is designed for strengthening the students' writing performance. It is then focused on writing the essays from different text types.

The writers would also like to express their gratitude to those who supported and gave advice in finishing this material. It is partially for lecturers Department of English Education for constructive advices and valuable knowledge given to the writer.

The writers realize that this material is still far from being excellence therefore constructive advices are invited for the progress of the following ones. Finally, it is greatly hoped that this material will be useful for students and those concern in the similar field.

The Writers

Table of Contents

Writing Effective Short Essays

Cover.....	i
Acknowledgment	iv
Table of Contents	v
Unit 1 REVIEW OF “PARAGRAPH WRITING”	1
Unit 2 INTRODUCTION TO ESSAY WRITING	13
Unit 3 DESCRIPTIVE ESSAY.....	28
Unit 4 PROCEDURE & PROCESS ESSAY	40
Unit 5 REPORT ESSAY	56
Unit 6 RECOUNT ESSAY.....	62
Unit 7 EXPLANATORY ESSAY	67
Unit 8 ARGUMENTATIVE ESSAY.....	79
Unit 9 PROBLEM SOLUTION ESSAY	96
Unit 10 COMPARE AND CONTRAST ESSAY.....	105
Unit 11 NARRATIVE ESSAY	113
REFERENCES	123
APPENDIX	124
ABOUT THE WRITERS.....	128

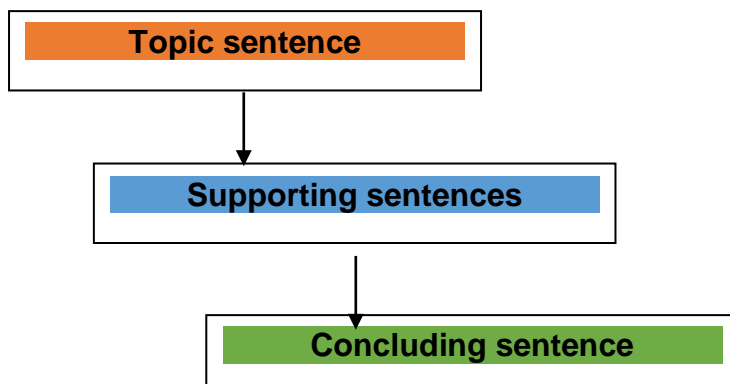
Unit 1 REVIEW OF “PARAGRAPH WRITING”

UNIT GOAL

In this unit the students will learn about review of paragraph writing consists of topic sentence, supporting details, and concluding sentence.

A. Paragraph Writing

A paragraph is a series of sentences that support a main idea, or point. A paragraph typically starts with the main idea or point (also called the topic sentence), and the rest of the paragraph provides specific details to support and develop the point. The illustration below shows the relationship between point and support.



1. Topic sentence is the most important sentence of a paragraph. It states the main idea and introduces the reader to the topic.

Example 1:

_____ . The students and the teacher are still having difficulty using digital media to participate in their online classroom activities. Then, from the students' side, they may lose their interest in participating in the classroom activity if they lose connectivity when using Zoom or Google Meetings. Another issue arises when the students refuse to open the camera because they claim they are unable to connect. Then, if the teachers don't move soon, they are all going to be left behind in the proposed updated education area. As a result, there are still some issues with online teaching and learning during the COVID-19 pandemic. Thus, this case should be figured out. Furthermore, at this opportunity, as a scholar, I am equipped to share that many of the teachers should be required to develop better strategies for resolving the issues.

a) Many obstacles.

b) Many problems happen on the teaching and learning process in the aftermath of the COVID-19 outbreak.

c) Many obstacles faced.

Example 2:

In the post-Covid-19 pandemic, there are numerous issues with online teaching and learning. One of the obstacles found by Batubara (2021) mentions the difficulties encountered in utilizing this learning technique, especially learners' lack of preparation for online teaching and learning. According to the investigation, not all professional teachers in Indonesia's various areas are equal in conducting the online learning process based on quality, communication, and technological ability. Further, the amount of internet data available to the students is limited.

1. The supporting sentences develop the main idea in the topic sentence. They add details to the topic.

Supporting sentences give information that explains and expands the topic of the paragraph. They answer questions—who? what? where? when? why? and how? — and give details. Good writers think of these questions when they write supporting sentences for the topic sentence.

Kinds of supporting sentences

Good supporting sentences have different goals. Writers vary them to:

- Explain: For economic reasons, the family relocated from the hamlet to the metropolis.
- Describe: She resided in a gorgeous three-story castle surrounded by a forest.
- Give reasons: Because of the demanding working conditions, Lukas finally abandoned his job
- Give facts: International students account for more than 10% of the university's student body.
- Give examples: Citrus fruits such as oranges and grapefruits are grown in California.
- Define: Bangkok, Thailand's capital and largest city, attracts a large number of tourists.

Example 1:

In the post-Covid-19 pandemic, there are numerous issues with online teaching and learning. **One of the obstacles found by Batubara (2021) mentions the difficulties encountered in utilizing this learning technique, especially learners' lack of preparation for online teaching and learning. According to the investigation, not all professional teachers in Indonesia's various areas are equal in conducting the online learning**

process based on quality, communication, and technological ability. Further, the amount of internet data available to the students is limited.

Every supporting sentence in a paragraph must relate to the main idea stated in the topic sentence. A sentence that does not support the main idea does not belong in the paragraph, thus such a sentence should be omitted. **When a sentence does not belong in a paragraph, it is called an irrelevant sentence.**

Example 2:

The students believe that joining the teaching and learning activities via Zoom or Google Meeting consumes internet data. **It is because the students are having problems grasping the materials that they become very quiet. They believe it is difficult to learn and understand the teachers' explanations without participating in an activity with their teacher face-to-face. The learning also tends to be online assignments. The assignments given pile up, making students stressed and lazy with the activity. The students' absorption of the course material is very minimal. The students also complain about submitting the task in a limited time and that the**

delivery modalities for submitting the task require a lot of internet traffic.

1. Concluding sentence

Some paragraphs end with a concluding sentence. The concluding sentence is the last sentence of the paragraph. It concludes, or wraps up, a paragraph. It lets the reader know that you have finished talking about the idea introduced by the topic sentence.

This sentence states the main idea of the paragraph again using different words. Concluding sentences are not always necessary. In fact, short paragraphs that are part of longer pieces of writing often do not have concluding sentences.

A concluding sentence often has one of these four important purposes:

1. It restates the main idea.
2. It offers a suggestion.
3. It gives an opinion.
4. It makes a prediction.

Example:

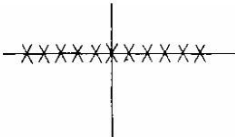
Many problems happen on the teaching and learning process in the aftermath of the COVID-19 outbreak. The students and the teacher are still having difficulty using digital media to participate in their online classroom

activities. Then, from the students' side, they may lose their interest in participating in the classroom activity if they lose connectivity when using Zoom or Google Meetings. Another issue arises when the students refuse to use the camera because they claim they are unable to connect. Then, if the teachers don't move soon, they are all going to be left behind in the proposed updated education area. As a result, there are still some issues with online teaching and learning during the COVID-19 pandemic. **Thus, this case should be figured out. Furthermore, at this opportunity, as a scholar, I am equipped to share that many of the teachers should be required to develop better strategies for resolving the issues.**

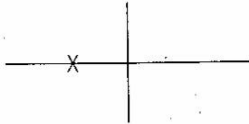
Remember the terms

- ❖ Paragraph shows a group of sentences that focus on a single idea.
- ❖ Topic is the one thing a paragraph talking about.
- ❖ Topic sentence means the sentence that tells what the paragraph about.
- ❖ Supporting details are those sentences that explain the topic sentence.
- ❖ Remember that when writing a paragraph, you must know the pattern of tenses used. The following is the example of tense to recall your understanding.

SIMPLE PRESENT

	<p>a) Water consists of hydrogen and oxygen. b) Most animals kill only for food. c) The world is round.</p>	<p>The simple present says that something was true in the past, it is true in the present, and will be true in the future. It is used for <i>general statements of fact</i>.</p>
	<p>d) I study for two hours every night. e) My classes begin at nine. f) He always eats a sandwich for lunch.</p>	<p>The simple present is used to express <i>habitual or everyday activity</i>.</p>
	<p>g) I have only a dollar right now. h) I don't recognize that man. i) He needs a pen right now.</p>	<p>Certain verbs are not used in the progressive tenses. With these verbs, the simple present may indicate a situation that exists right now, at the moment of speaking.</p>

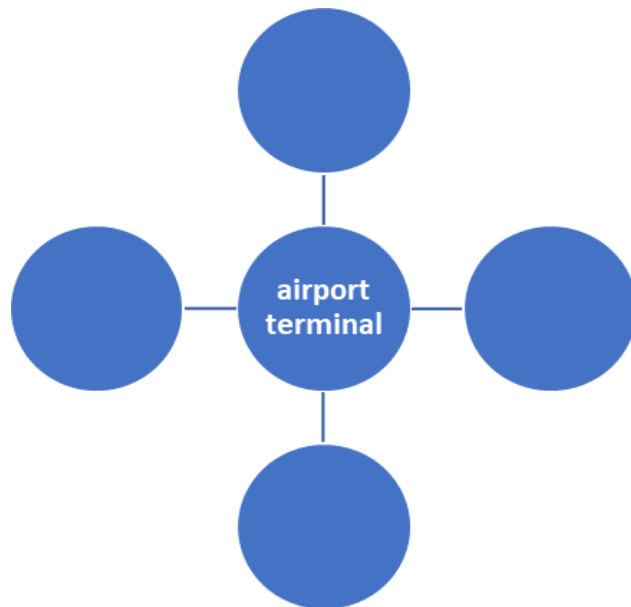
SIMPLE PAST

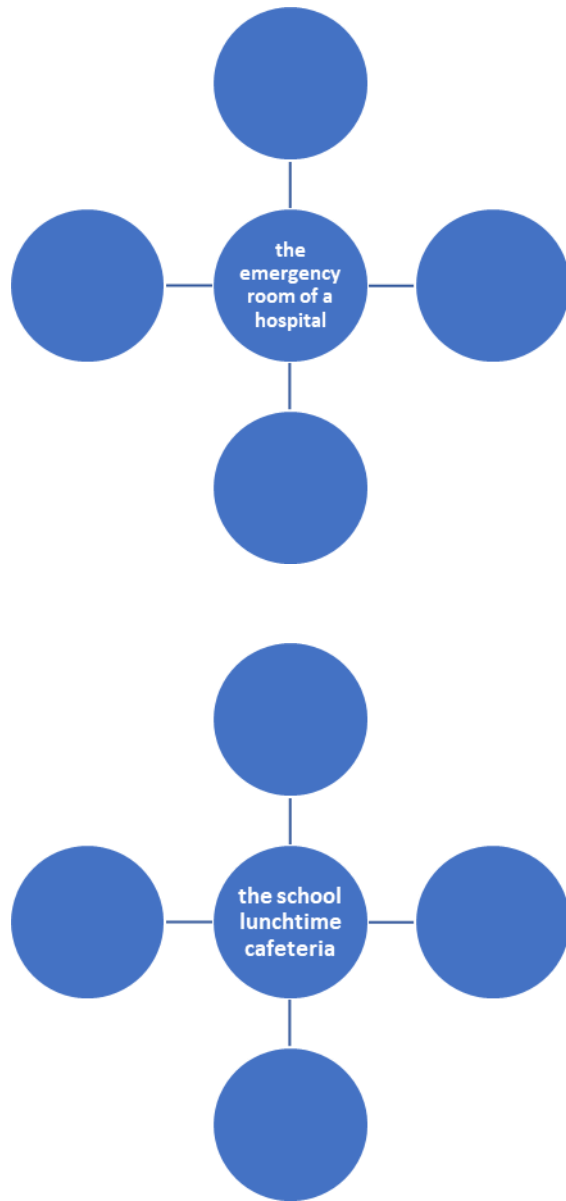
	<p>a) I walked to school yesterday. b) He lived in Paris for ten years, but now he is living in Rome. c) I bought a new car three days ago.</p>	<p>The simple past indicates that an activity or situation <i>began and ended at a particular time in the past</i>.</p>
	<p>d) I stood under a tree when it began to rain. e) When she heard a strange noise, she got up to investigate. f) When I dropped my cup, the coffee spilled on my lap.</p>	<p>If a sentence contains <i>when</i> and has the simple past in both clauses, the action in the "<i>when clause</i>" happens first. In (d): 1st: The rain began. 2nd: I stood under a tree.</p>

4. Exercises

Exercise 1

Write a paragraph a busy scene such as an **airport terminal**, **the emergency room of a hospital**, **the school lunchtime cafeteria**, **the scene automobile accident**, **the sunny day of the beach** using good organization, content, grammar, punctuation, spelling, mechanic, style, and vocabulary. To help you in composing your paragraph you can use the following diagram.





Exercise 2

These are mixed sentences of a paragraph. Rearrange this paragraph orderly!

Thirdly, because of financial problems, some students fail university classes. For example, students who have to take jobs don't have as much time to study, so they may fail classes. The first reason is that they fail because their academic background is weak. Finally, there are students who fail because their energies are not directed toward their classes. For example, one student might not have had enough mathematics courses at high school, so he fails his university math class. The second reason is that most of the students don't understand the importance of regular attendance. Others may worry because they have too little money, and they may not be able to concentrate on their studies. There are some reasons why a lot of students fail in college. Because some students don't attend classes regularly, they may not be able to pass the test in class because they don't know the answers. In conclusion, due to all these problems, numerous students fail in college every year. For example, some of these students are not interested in college and they spend their day doing other things.

Exercise 3

These are mixed sentences of a paragraph. Rearrange this paragraph orderly!

Firstly, it is always sunny and warm all around the year. All in all, I do my worst not to do my homework. So, you can sunbathe on the beach in summer or enjoy a walk in the warmth of winter breeze. To sum up, Hawaii is an ideal place for a good holiday. For instance, whenever the phone rings or there is someone at the door, I rush to answer before anybody else in the house. Secondly, the beaches are gorgeous with soft white sand and beautiful blue water promising everyone different water sports. I also stop studying to investigate any noise I hear while studying. There in the kitchen I make myself an omelet or a cheese sandwich and eat it very slowly. I usually have several reasons to stop doing my homework. In addition, nearly all of the hotels offer cheap accommodation and various Hawaiian foods, along with terrific entertainment. There are several reasons why I usually go to Hawaii on holiday. First of all, as soon as I begin to do my homework, I always start to feel hungry and go into the kitchen to eat something. While I'm studying, I try to listen to music on my Walkman or watch television too. For instance, you cannot help windsurfing or sailing. You would also enjoy swimming or building sand castles like children.

Unit 2 INTRODUCTION TO ESSAY WRITING

UNIT GOALS

In this unit the students will learn about essay writing organization namely introductory paragraph, body (s) paragraph, and concluding paragraph. The essay criteria is based on good organization, content, vocabulary, grammar, and mechanics

Writing models can be divided into several models. As Miller (1998) states, there are three models of writing. Writing as a process, writing as a product, writing as a social activity. Writing as a process emphasizes how the learner performs the writing process. You need to perform several steps or activities such as generating ideas, designing, revising drafts, and completing your writing. Writing as a product, on the other hand, focuses on results or final writing. Writing as a social activity means that writing is an activity to share written ideas with others in a particular society for a particular audience. It provides an opportunity for two or more authors to exchange ideas and collaborate to create a collaborative text. In conclusion, there are three writing models that represent writing as a process, writing as a product, and writing as a social activity

that acts as a means of communication between the writer and the reader.

The writing process consists of thinking about ideas, preparing summaries, creating summaries, modifying summaries, proofreading summaries, and writing the final text for publication (Oshima and Hogue, 1998). The result of writings should be good based on sentence components such as organization, grammar, vocabulary, mechanics, and punctuation.

A. What is an essay?

The word “essay” comes from the Latin verb *exigere*, which means "to examine, test, or (literally) to drive out." Brandon & Brandon (2011) mention that an essay is a group of paragraphs, each with the function of supporting a controlling idea called thesis. Thesis is the assertion or controlling purpose. The three parts of the essay consist of introduction, development, transition, and conclusion. It encourages students to examine their ideas concerning a particular topic. The purpose of an essay is to encourage students to develop ideas and concepts in their writing with the direction of their own thoughts. The following is the description of paragraph and essay writing which is presented by Brandon & Brandon (2011).

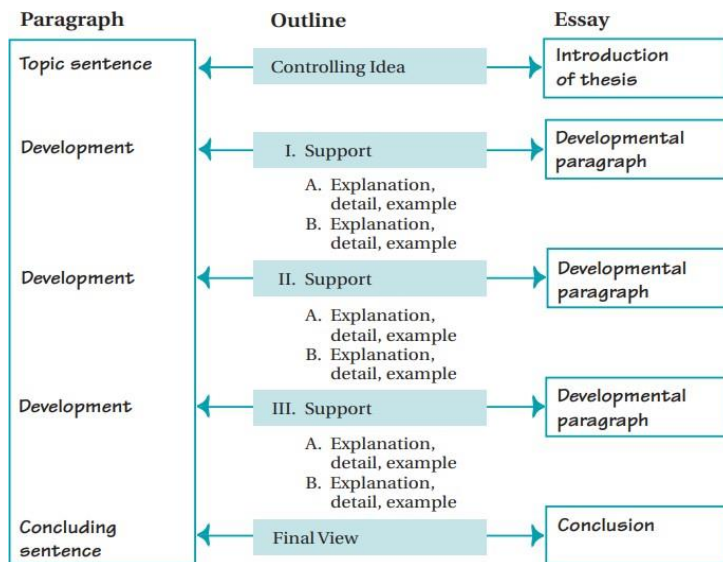
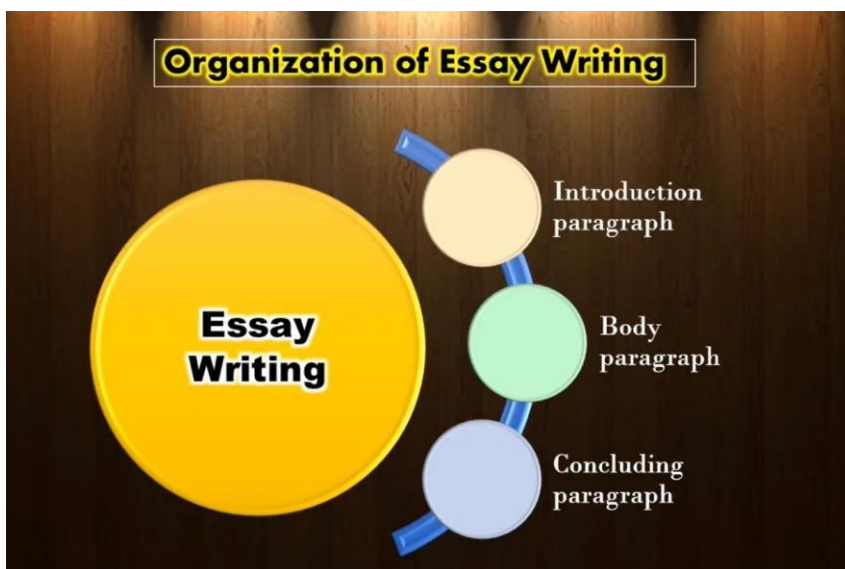


Figure 1. Paragraph and essay compared

The common organization of essay writing can be seen in the following figure 2.



The four genres of essays (description, narration, exposition, and argumentation) are common ones will be elaborated in this course.

Basically, an essay consists of this classification of paragraphs.

A. THE INTRODUCTORY PARAGRAPH

Brandon & Brandon (2011) mention that a good introduction does several things. It hooks the reader's attention, expresses or suggests the thesis, and then seamlessly transitions them into the body paragraphs, also known as developmental paragraphs.

Here are some introductory methods:

- 1) a direct statement of the thesis
- 2) background
- 3) definition of term(s)
- 4) quotation(s)
- 5) a shocking statement
- 6) question(s)
- 7) a combination of two or more methods on this list

The introductory paragraph has four purposes:

- 1) It introduces the topic of the essay
- 2) It gives a general background of the topic

- 3) It often indicates the overall "plan" of the essay
- 4) It should arouse the reader's interest in the topic

The introductory paragraph also **has two parts**:

1. General statements

- a. Introduce the topic of the essay
- b. Give background information on the topic

2. Thesis statement:

- a. States the main topic
- b. Often lists the subdivisions of the topic or subtopics
- c. May indicate the method of organization of the entire paper
- d. Is usually the last sentence of this paragraph**
(Oshima and Hogue, 1999).

B. THE BODY PARAGRAPH(S)

The body consists of one or more paragraphs. Each paragraph develops a subdivision of our topic, so the number of paragraphs in the body will depend on the number of subtopics (those have been mentioned in the thesis statement). The body paragraphs of an essay are like the main supporting points in a single paragraph. Furthermore, we can organize the paragraphs by *chronological order, logical division of ideas, comparison and contrast, etc* (Oshima and Hogue, 1999).

C. THE CONCLUDING PARAGRAPH

The concluding paragraph is the signal that you have completed your essay. First, you can write the summary then add your final comment to the subject. Use this opportunity to make a strong effective message.

The concluding paragraph consists of:

1. The summary of the main points, or a statement of the thesis in different words
2. Your final comment on the subject, based on information that you have got (Oshima and Hogue, 1999).

B. Essay Outline

An outline is like an architect's plan for a house. An architect plans a house before it is built to make sure that all the parts will fit. As a writer, it is also important to plan your paragraphs to make sure that all of the ideas will match. Meanwhile, outlining an essay is similar to outlining a single paragraph but it is just longer for an essay consists of introductory, body, and concluding paragraph.

Learning to outline is important for three reasons:

- a. It will be helpful to organize ideas so that there will be no irrelevant ones.

- b. It will be helpful to write more quickly for the ideas have been organized previously. Hence, you will not be stuck when you are writing.
- c. It will be helpful to improve the grammar for you can be more concentrate on it.

An outline is also important for its parallelism. It means that all ideas with the same kind of letter or number should have the same grammatical form: all complete sentences, or all nouns, or all adjectives, or all prepositional phrases, etc. (Oshima and Hogue, 1999).

Study this outline example:

Modern Technology

I. Introduction

Introductory sentences:

Thesis statement: The most recent significant discoveries to benefit humankind in modern times are in the fields of television and computer technology.

II. Body paragraph(s)

A. A popular form of instant communication all over the world is television

- 1. It is helpful to witness important events
- 2. It is a visual media for education, news, and entertainment

B. In the last few decades, computer technology has made tremendous progress in the world of communication to benefit humankind

1. It is a tool for long-distances communication
2. It is valuable for providing faster information

III. Conclusion

In conclusion, scientific research and experiments have opened the chance to faster, more easily accessible information worldwide on television and computer. These discoveries have changed our lives better and have made the people in the world closer.

C. Examples

Start with the outline for essay

A unique place in my village called "Sendang Sekaran" and is a source of water located in the sekaran village and has the two "Sendang" commonly referred to as male and female. The source of water from the sensation is said to cure ailments, there fore many who draw water from it.

The uniqueness of this place keeps this culture alive in this place and the value of this place.

It is a highly profitable place for villagers because it is an unusual place where there are water

sources for their villagers. It's also very sanctuary to the villagers. The culture that thrive here also survive annually, because its villagers strongly maintain the customs and mores of this place and village.

Grey: Topic sentence and Supporting sentence

Yellow: General/Thesis Statement

Blue: Concluding sentence.

The introductory paragraph

A unique place in my village called "Sendang Sekaran" and is a source of water located in the sekaran village and has the two "Sendang" commonly referred to as male and female. This place has stood for a long time according to the villagers, this is unique in each case, the male is on the lower ground and the female is on the upper ground. The villagers believed that women were the most powerful women in the sekaran village. These are filled with lush trees and fountains that constantly rise from the earth and the large and small fish that live inside them. The source of water from the sensation is said to cure ailments, there fore many who draw water from it. The uniqueness of this place

keeps this culture alive in this place and the value of this place.

The body paragraph(s)

In addition, it is used as a many event every year such as holding a traditional dance, the javanese puppet, the earth's charity and other because people believe this place is a sanctuary. The culture here is diversified and has a special meaning every custom done and intended for the village. The meaning of every custom such as the earth's alms is that when the harvest is abundant, the citizens should hold the event once a year in that place 'Sendang' to honor their ancestors there. There is also a traditional dance and javanese puppet to supplement the opening of the earth's charity program. The events held here are also being conserved to this day, so the citizens here have strictly maintained the traditional customs.

The concluding paragraphs

It is a highly profitable place for villagers because it is an unusual place where there are water sources for their villagers. It's also very sanctuary to the villagers. The culture that thrive here also survive

annually, because its villagers strongly maintain the customs and mores of this place and village. So it's kept the culture going in spite of all the changes. The uniqueness of this place also makes for people a unique comfort, as they enjoy and possess the treasures of nature that were bestowed upon our village. Which allows us to keep this place sustainable for our children and grandchildren

Complete essay consists of introductory, body, and concluding paragraph.

A unique Place

A unique place in my village is called "Sendang Sekaran"; it is a source of water located in the Sekaran village and has two "Sendang", commonly referred to as male and female. This place has stood for a long time, according to the villagers. This is unique in each case. The male is on the lower ground and the female is on the upper ground. The villagers believed that women were the most powerful women in the Sekaran village. These are filled with lush trees and fountains that constantly rise from the earth and the large and small fish that live inside them. The sensation's source of water is said to cure ailments, which is why many people draw water from it. The uniqueness of

this place keeps this culture alive in this place and adds to the value of this place.

In addition, it is used as a venue for many events every year, such as holding a traditional dance, the Javanese puppet show, the Earth's Charity, and others. Because people believe this place is a sanctuary. The culture here is diverse and has a special meaning for every custom done and intended for the village. The meaning of every custom, such as the earth's alms, is that when the harvest is abundant, the citizens should hold the event once a year in that place, called "Sendang," to honor their ancestors there. There is also a traditional dance and a Javanese puppet show to supplement the opening of the earth's charity program. The events held here are also being conserved to this day, so the citizens here have strictly maintained the traditional customs.

It is a highly profitable place for villagers because it is an unusual place where there are water sources for their villagers. It's also very secluded for the villagers. The culture that thrives here also survives annually because its villagers strongly maintain the customs and mores of this place and village. So it's kept the culture going in spite of all the changes. The uniqueness of this place also gives people a unique comfort, as they enjoy and possess the treasures of nature that were bestowed upon our

village. Which allows us to keep this place sustainable for our children and grandchildren

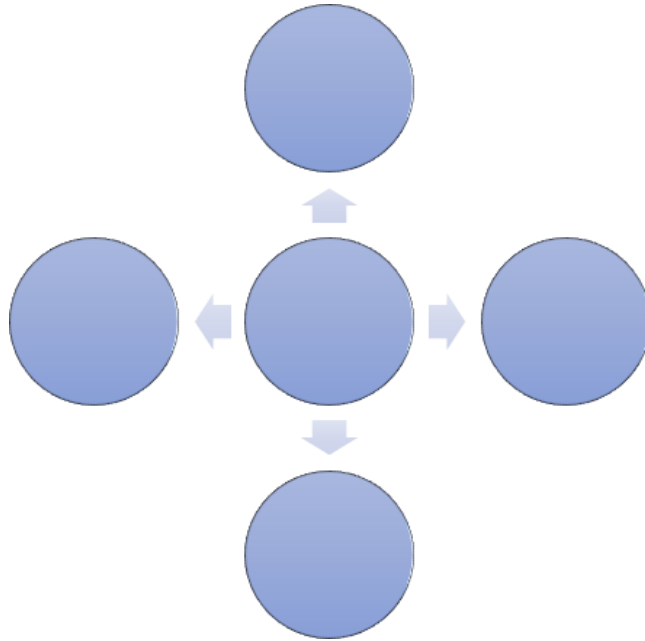
D. Exercises

Exercise 1

Write an essay based on the following pictures



You can start your writing by using this diagram to help you in expressing the idea.



1. Write the outline for essay
2. Write the introductory paragraph
3. Write the body paragraph(s)
4. Write the concluding paragraph

Exercise 2

Now, you are asked to write an essay by using the following topics. This essay should cover introduction, body, and concluding paragraph. Pay attention to the elements of grammar, organization, content, vocabulary, and mechanics.

My Family

My best friend

MY FAVORITE LECTURER

Students and education

Unit 3 DESCRIPTIVE ESSAY

UNIT GOALS

In this unit the students will learn to write the descriptive essay based on good organization, content, vocabulary, grammar, and mechanics.

A. Definition

A descriptive essay is a type of essay that asks students to explain something (things, people, places, experiences, feelings, situations, etc.). When writing this essay, you need to explain people, things, or events with sufficient strength.

B. The purpose

It is designed to allow readers to see, feel and hear what we see, feel and hear. Whether portraying a person, place or object, our goal is to reveal the subject through vibrant and carefully arranged details.

C. The Structure:

1. Introduction:

In this part, the author briefly introduces the subject or the object of the essay.

2. Main Body.

- a. The subject or object of the essay is further explored and ***explained in detail***.
- b.*** The author can ***describe every specific aspect*** of the subject/object he/she thinks important.
- c. The writer can use ***various adjectives and adverbs*** to make the writing more lively and interesting to read.
- d. The author can mention ***specific examples to improve the description*** to make the readers easier to understand.

3. Conclusion.

In this part, the author delivers his own opinions and conclusion of the subject or object of the essay.

D. How to write a descriptive essay

- a. Choose vivid or concrete language.

Abstract : It was a *nice* day.

Concrete : The sun was shining and a slight breeze blew across my face.

- b. Use our senses

Consider the senses of the reader. Explain how the thing smelled, felt, sounded, tasted, or looked.

What do you smell?	What do you taste?	What do you see?	What do you hear?	What might you touch?
--------------------	--------------------	------------------	-------------------	-----------------------

c. Leave the reader with a clear impression
(<http://www.roanestate.edu/owl/describe.html>)

d. Use adjectives

Adjective tells us how things look, feel, taste, sound, or smell. Adjective describes how you feel about something. The examples of shape adjectives are **big, circular, curved, high, horizontal, narrow, small, wide, etc.** The examples of atmosphere adjectives are **comfortable, cozy, warm, cool, hot, etc.** The examples of adjectives of **appearances** are **colorful, unforgettable, beautiful, attractive, etc.**

e. Use preposition

The use preposition can be useful in descriptive essay such as

above	position	The coconut was above our heads
across	position	The dog across my lap.
across	direction	I walked across the street.
after	time	After dinner, I ate dessert.
around	direction	They walked around the tree.
at	location	I don't have a coffee maker at work.
at	time	The movie begins at 7 AM.
before	time	Before work, she goes to the market.
below	position	The huge basement is below the house.

in front of	position	The car was parked in front of the hall
inside	position	A gift was inside the box.
into	direction	Shaomi walked into the house.
near	position	The public library was near my school.

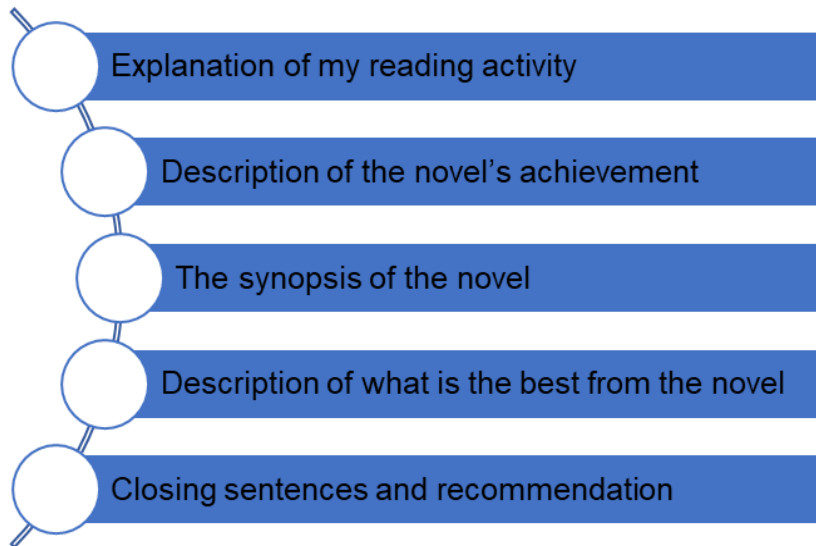
f. Use transition

The transition words **like also, in addition, and, likewise, add information, reinforce ideas, and express agreement** with preceding material. Transition phrases like **but, rather and or, express that there is evidence to the contrary or point out alternatives,** and thus introduce a change the line of reasoning (contrast). Some of these transition words (**thus, then, accordingly, consequently, therefore, henceforth**) are time words that are used to show that after a particular time there was a consequence or an effect. (<https://www.smart-words.org/linking-words/transition-words.html>)

E. Study this example of descriptive essay

Example 1

1. Outline of the descriptive essay:



2. Introductory paragraph:

I love reading novels. I have read novels since I was in junior high school, spend my free time visiting the famous bookstores in town to buy my favorite novels. The first novel I have ever read was a series edition from *Kecil Kecil Punya Karya* (KKPK) which is one of the famous child's novels at that time. As time goes by, I realized that I needed another book to read. As I am getting older, the older series of novels I've read is not suitable anymore to my liking. My father then introduced me to Agatha Christie, one of the best-selling mystery novel writers. I instantly became a fan of mystery novels, and my number one favorite novel from Agatha Christie is *And Then There Were None*.

3. Body paragraphs

Then there were none is my ride-or-die novel, written by Agatha Christie back then in the 1930s. It is one of the most difficult books to write, described by her, but then became her top-selling book with 100-millions copies sold and one of the best-selling books of all time. It is been published and translated into many languages, also been adapted into several plays and films.

This novel talks about a group of strangers with different backgrounds invited to a luxurious tiny island across Devon beach. It is ten people in total, two of which are housemaids who are also husband and wife. They all have one thing in common: they have committed a crime that caused the loss of the life of a person or group of people but managed to escape punishment.

People also claimed And Then There Were None to be Agatha Christie's most suspenseful novel. The characters have died one by one mysteriously. No one can escape since there are heavy storms occur on the island and the boat which regularly delivering supplies was stopped arriving (due to bad weather) and also being asked to stop

coming by the host. The murders are based on a nursery rhyme called Ten Little Indians that was being referenced in the novel. There are also ten figurines that disappeared one by one, along with the loss of their lives.

4. Concluding paragraph

Agatha Christie is my favorite author that creates tons of great mystery novels. One of her best novels is *And There Were None*. As one of the best-selling books of all time, I am gladly recommending this book to those who enjoy reading mystery, crime, and suspenseful novels.

Example 2

A Smartphone

A smartphone is a mobile phone or smart cellular phone that is equipped with the latest features and high capabilities like a computer. Smartphones are also defined as mobile phones that work using operating system (OS) software that provides standard and basic relationships for application developers. In the current generation, technology is very advanced. In the past, cell phones were only used to communicate with anyone and anywhere. But in this day and age, they are more than just a means of communication. They have become a necessity in our daily

lives. Even children these days have their own cell phones. Many teenagers today describe their cell phones as their life.

I have a Samsung 4G phone. It can be very useful for communication, lectures, and entertainment. I use my cell phone for college. I can use it to send text messages about lectures and sometimes to send required courses via smartphone. I can't always go to the computer lab or use the computer in class to look up something, so it's very convenient to open Google on my phone. Also, having a dictionary helps me in writing English essays. Having a dictionary on my phone is also more convenient and saves more space in my bag. I also use my cell phone as a scheduler and plan activities or events. This is really very helpful because it lets me know what things I have to do today and tomorrow.

I will never be bored when I have my phone. It is not only a means of communication but can also be a source of entertainment. The entertainment feature of my phone comes in handy whenever I am waiting for my trip, waiting for my next class, or if I have an appointment with a friend. There are thousands of free games available that can be downloaded easily. With internet access, I can access YouTube, Google, and social media at any time. I don't need to bring my laptop, Mp3 player, or camera. because I

can take pictures and videos, listen to music, watch movies and play games on my smartphone. Due to advances in technology, I can also use my cell phone to send emails. Even social networks like Instagram, Facebook, and Twitter that can only be accessed via a computer can now be accessed on my cellphone. It's hard to imagine what life was like before the invention of the cell phone.

Smartphones with sophisticated technology are very helpful in this era. With a small and lightweight form, it is very convenient to have and can be used anytime. A device small enough to fit in a pocket that can be used for good communication, entertainment, and help in college is a fine invention. Having all the above-mentioned features in just one phone makes life easier.

F. EXERCISES

Exercise 1

Write descriptive essay based on this picture.




1. Write the outline for descriptive essay
2. Write the introductory paragraph
3. Write the body paragraph(s)
4. Write the concluding paragraph

*Pay attention to the elements of grammar, organization, content, vocabulary, and mechanics

Exercise 2

Write descriptive essay based on these pictures.





Exercise 3

Pick one of the descriptive essay topics from the list below. You are then required to use the topic to produce a descriptive essay. * Pay attention to the elements of grammar, organization, content, vocabulary, and mechanics. You can use this chart or list as a starting point for your article.

- a. a smart phone
- b. a laptop computer
- c. a favorite restaurant
- d. your memory of a place that you visited as a child
- e. a street that leads to your home or school
- f. your favorite food
- g. an art exhibit

- h. your old neighborhood
- i. a photograph/ a painting
- j. a particular friend or family member
- k. an inspiring view
- l. a character from a book, movie, or television program
- m. a Halloween costume

Unit 4 PROCEDURE & PROCESS ESSAY

UNIT GOALS

In this unit the students will learn to write the procedure and process essay based on good organization, content, vocabulary, grammar, and mechanics

Procedure Essay

A. Definition

A good procedural essay:

- Describes or demonstrates how to accomplish or produce something.
- It's possible to include a list of resources required to manufacture something.
- Has numbered steps that tell you what to do;
- Has steps that clearly define one phase of the process; steps that may include a sketch or diagram; and
- Has steps that follow the order in which something should be done.

The purpose of procedure text is to describe (or to instruct) how something is done through a series of sequenced steps.

When to use a procedure text:

- Writing instructions for a game or a process
- Writing a recipe for a meal
- Recording a scientific investigation
- Creating rules for something
- Giving a set of direction

B. Study these examples of procedure text:

Example 1

How To Make Corndog.

- a. The outline of procedure text.
 1. The topic is “Explains how to do or to make something
 2. Describe how we make the corndog.
 3. Why I choose this topic.

- b. Introductory paragraph.

Many young people watch Korean dramas, and they frequently see scenes in which the actor or actress is eating a street dish known as corndog. Corndogs are a type of bread with sausage or mozzarella cheese inside. This Korean dish is quite popular in Indonesia and can be found almost anywhere. Corndogs come in a variety of flavors and types, and there are a lot of salesmen selling them. If you don't want to buy it

and want to try making it yourself, you can do so at home.

c. Body paragraph.

To make a corndog, the ingredients you need are: 5 sausages, cut in 2 (it's just a parable, you can use the sausage however you like), mozzarella cheese, cut into little pieces, a skewer, ketchup, tomato sauce, mayonnaise, 200g of wheat flour, 100 ml of water, 100 ml of liquid milk, one egg, 1 tea spoon of baking powder, and 1 tea spoon of salt.

First, skew the sausage and mozzarella cheese on the skewer. It can be mixed or not, whatever you like. Then, put the sausage and mozzarella on the flour and tap-tap till covered well. After that, put the sausage and mozzarella in the freezer for 10 minutes to cool down. While waiting for it to cool down, mix 200g of wheat flour, 100 ml of water, 100 ml of liquid milk, one egg, 1 tea spoon of baking powder, and 1 tea spoon of salt. Then, stir until mixed well. After that, take the sausage and mozzarella from the freezer and dip them into the wet dough. Dip the sausage and mozzarella cheese until they are all covered with wet dough. After that, dip once again into bread flour. Dip all the sausage

and mozzarella cheese until they are well covered. And then, put it back into the freezer and wait for 30 minutes or 1 hour. After that, you can take it out of the freezer and fry it with hot oil. Fry until golden brown and the corndog can be eaten deliciously with ketchup and mayonnaise.

d. Concluding paragraph.

All those steps are for making your own corndogs with all your creativity as well. Besides that, you can make this food for your own business. If the flavor isn't to your liking, you can learn to make it again.

Example 2

How to Learn Foreign Language Well

In this era, many people want to learn and master foreign languages well. They consider this as it is important for their career and cultural interaction with other people around the world. Reaching an advanced level may take many years, much like learning our mother tongue as a baby. So, mastering a new foreign language requires steps to be taken continually.

First, you have to take a course lesson to learn the foreign language you want. If you're a beginner, it's difficult to learn a new language without the help of an expert. because it will contain complex grammar and a large

vocabulary. Many tutoring companies are spread not only in big cities but also in townships. Learning grammar, vocabulary, and pronunciation increases the fluency of the speaker in a foreign language. Attending the class regularly will help you practice speaking a foreign language.

Then put your newfound knowledge to use. Trying to talk to your friends or just chit-chatting Linking your hobby with learning a foreign language is also suggested to help improve your English-speaking skills. This will make it easier to understand, aside from making it interesting to do. For example, if you love to watch movies, try to watch them without subtitles. This exercise will improve your skills. When you practice, don't be shy or worried about being wrong, because it's part of the process.

The last step is to create interaction with native speakers. You must have friends or clients from the origin of the language you've learned, so this will increase your courage and make you fluent in speaking it. Going abroad is easier for you if you're a traveler.

All those stages can help you learn a new foreign language well. Besides, you have to take a long time to process. Taking the course at the start will bring you closer to understanding it, and regular practice will make you fluent in speaking it.

C. EXERCISES

Write descriptive essay based on these pictures.





- 1) Write the outline for procedure text
 - 2) Write the introductory paragraph
 - 3) Write the body paragraph(s)
 - 4) Write the concluding paragraph
- *Pay attention to the elements of grammar, organization, content, vocabulary, and mechanics

PROCESS ESSAY

Writing a Process Essay

Process Essay describes some procedures to be completed to gain the purposes. It provides the step-by-step description to lead logical conclusion. It also provides the greater understanding on their purposes of analyzing the process rather than the simple essay on [procedure](#)

essay. Furthermore, **procedure essay** is also referred to as a process essay in the United States and other countries.

The two basic of process essay are directional (how to do something or how to perform the task) and informational (how something works). A directional essay provides directions to achieve a particular result (how to cook perfect grits). An informational essay explains something for a reader (how a rocket engine works).

Process essay describes very detailed stages in the process. Those stages are arranged chronologically step-by step. It uses **description, narration, and illustration**. It also uses transition between stages. In the process essay can directly address the readers by mentioning 1st person (I) and 2nd person (you).

There are some common forms of **procedure essay** such as **direction, instruction, recipes, rules of games, manual, and agendas**. Moreover, the common forms of process essay can be rather complicated which describe greater understanding the way how to explain to accomplish the logical conclusion if you don't have **pitfalls and specifications**.

The basic format of process essay is the same with the other types of essay namely introductory paragraph, body paragraph, and concluding paragraph. In the introductory paragraph there is a must have **thesis statement**. Based on the thesis statement the body of the paragraph can be developed very well. In the body of the paragraph write one body paragraph to **one point you want to bring to light**. Then, it should be provided enough details on each step including the ultimate goal of this step and reasons why. Moreover, you have to write still to the point. In concluding paragraph wraps up the explanation, **but don't include anything new** at this stage.

Example 1

How to eat healthy as a college student

1. Outline

- ✓ Explaining the importance of eating healthy even when you are busy.
- ✓ Describing the best way to have breakfast in the morning.
- ✓ Persuade the readers to reduce consumption of junk foods.
- ✓ Changing late-night snacks with something healthy.
- ✓ Remind the readers that hydration is the key.

2. Introductory paragraph

Eating healthy food is important to support our day-to-day living. As college students, we must be busy with many activities that sometimes make us forget to take care of what food we are eating. All decisions of what we eat and what we don't eat are made during college. It will be difficult for us to choose healthy foods to eat everyday when we don't have enough time. Here are some tips to keep our healthy eating habit on track.

3. Body paragraphs

Breakfast is essential. Before we start our activities, our bodies need to be nourished by food. For busy days, overnight oats can be one of the options—it is quick and easy and can be prepared the night before, which will definitely save time. A slice of wheat bread with peanut butter spread is also a good choice for a healthy and delicious meal for the morning. A fan of heavy meals? Worry not, you can switch your ordinary white rice for red rice and pair it with vegetables of your choice.

Maintaining healthy eating habits means reducing the consumption of junk foods, the unhealthiest foods that you can find. Vegetables, protein sources, and dairy products can be substituted for junk foods. At the same time, try to avoid adding sugar and salt to everything

you eat as much as possible. Also, long shelf-life foods that can be your healthy choice of snacks, such as dark chocolate, dried fruits, nuts, and multi-grain crackers, can be consumed. With this in mind, these snacks can also be eaten during a bedtime craving.

Keep ourselves hydrated by drinking enough water every day, with a minimum of 8 glasses per day. Water plays an important role in the human body; it helps maintain the balance of body fluids and gets rid of wastes through perspiration and urination. Drink water with almost everything we do; don't wait till we are thirsty. On busy days at college, bringing your own bottle of water is recommended to stay away from dehydration.

4. Conclusion paragraph

There are some tips to help college students have healthy eating habits. The key to eating healthy is to get used to having breakfast in the morning, cut down on junk food consumption, have healthy late-night snacks, and fulfill daily water needs. No matter how busy our college days are, healthy eating is important and nothing can take care of what we are eating other than ourselves.

Example 2

Outline

1. There are many ways to earn money quickly.
2. Opening an online shop.
3. Dropshipping
4. Selling photos dan videos on the internet.
5. Selling food that is going viral.
6. Become the editor of a content creator.

How to earn money quickly

Introductory paragraph

In this digital era, it is not impossible that we can get money quickly. With the sophistication of technology, we can easily make money. Here are 5 ways to make money fast using technology.

Body paragraph

In the current pandemic era, we can benefit from opening an online store. Online stores are considered very easy to do because they can be done anywhere and anytime. We can use social media as a tool to promote the products we are going to sell.

Dropshipping can be a way to make money quickly without the need to spend capital. Dropshipping is only in

charge of promoting and receiving orders from customers for direct delivery of goods from the manufacturer. Dropshipping can be done through social media such as Facebook, Instagram, and even TikTok, which is currently trending.

Taking advantage of hobbies can also make money. We can sell the results of our photography and videography hobbies in the form of photos and videos on the internet. There are various sites that provide selling services for photos and videos, such as FreeDigitalPhotos, iStockphotos, Dreamstime, etc.

Selling viral food and drinks can be a pretty promising business. There are many viral foods and drinks that are sought by many people, especially young people. Marketing strategies can also affect the progress of a business. Market it through delivery messaging applications such as GoFood or GrabFood, or you can use social media such as Whatsapp or Instagram.

Being the editor of a content creator can be beneficial for making money quickly. Of course, to be an editor, you must have editing skills and knowledge. It will be easier for us to carry out our work as editors if we already have editing skills and knowledge.

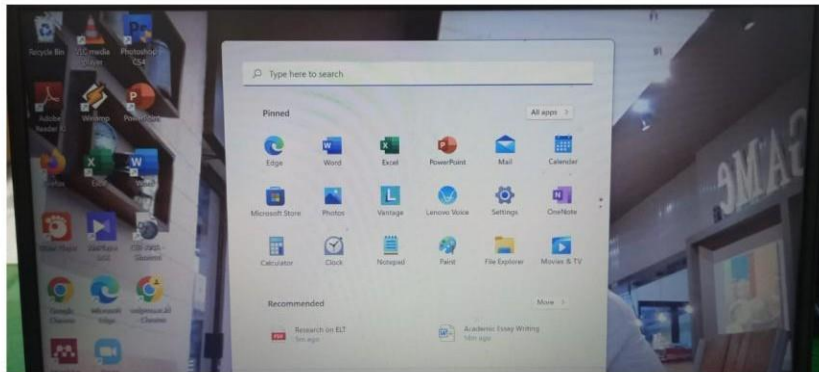
Concluding paragraph

In this time of pandemic, making money quickly is very important to fulfill the needs that are increasing day by day. There are many jobs that can make money quickly. Any of the above examples can be used to make money. The most important things are intention, hard work, and prayer.

D. Exercises

Exercise 1

Write the process essay based on the following picture!



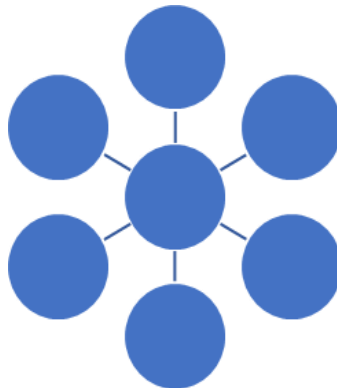
1. Write the outline for process essay
2. Write the introductory paragraph
3. Write the body paragraph(s)
4. Write the concluding paragraph
5. Please pay attention to the unity, coherence, and cohesion on your essay

6. Please avoid using Google translate and take other sources which mean you do plagiarism. It happened in the previous task which some of you only took from the internet.

*Pay attention to the elements of grammar, organization, content, vocabulary, and mechanics

Exercise 2.

Begin by using the diagram to write your process essay.



You can choose one of the topics below to develop your process essay!

1. How to set up a campsite
2. How to earn money quickly
3. How to set up a personal budget
4. How to create a podcast
5. How to clean a bathroom
6. How to write a complaint letter

7. How to improve your grammar
8. How to design a website
9. How to be safe online
10. How to sell collectibles
11. How to quit smoking
12. How to potty train a puppy
13. How to track down and kill a fly
14. How to paint a room
15. How to develop a character in a piece of literature
16. How to pull an “all-nighter” to study for an exam
or write my paper
17. How to eat healthy as a college student
18. How to find a part-time job

Unit 5 REPORT ESSAY

UNIT GOALS

In this unit the students will learn to write the report essay based on good organization, content, vocabulary, grammar, and mechanics

A. Definition

It is a text which presents information about something. It is as a result of systematic observation and analysis. It is also to describe the way things are made such as things and plants.

The following is the information about **Report text**:

Social Function

To describe the way things are, with reference to arrange or natural, manmade and social phenomena in our environment

Generic Structure

General classification and description (parts, qualities, habits, or behavior (if living); uses (if nonliving)

Significant lexical grammatical features

- a. Focus on generic, non-human participants, example:
Computers, mobile phone, storm, etc.
- b. Uses of simple present tense, example: *Hailstorm is a*

natural phenomenon

- c. Non temporal sequence, no personal view
- d. The use of Noun phrase, clauses, relational verbs, action verbs.

B. Study the following report essay example

Example 1

How to Quit Smoking

Some people fail to do so. Quitting smoking is not an easy thing to do. However, your commitment to quitting smoking and having a healthier body will greatly help you in your efforts to kick the smoking habit. There are various effective ways to quit smoking that you can apply in your daily life.

To get started, you can write down a list of reasons why you want to quit smoking and keep those reasons in mind wherever you go. This reason will be a motivator for you and make it easier for you to quit smoking. Start by removing all cigarette-related things, such as ashtrays and lighters, from your reach. Set a target time when you start quitting smoking and when you will completely stop the habit. Don't forget to tell your friends, relatives, and family that you are in the process of quitting smoking so they can provide support and not offer you cigarettes.

Next, avoid some factors that can trigger you to smoke again, such as hanging out with fellow smokers or consuming coffee and alcoholic beverages. If you're used to smoking after eating, you can look for other ways to divert your urge to smoke, for example by chewing gum, eating a snack, or even brushing your teeth. When the urge to smoke comes, you can try to get rid of it by keeping yourself busy with other activities such as walking, exercising, or doing something you enjoy.

Lastly, you can also do counseling. Counseling can help you identify the triggers for your smoking and focus on ways to quit smoking. In this case, you can ask a psychologist for help to find a solution.

Quitting smoking is not an easy thing to do. If the various ways above have not helped or you are still having trouble quitting smoking, try to consult a doctor so that the doctor can determine an effective way to quit smoking according to your condition.

Example 2

Green Peaowl

The green peaowl is one of three peaowl species in a scientific language called *Pavu muticus*. Like other birds found in the phasianidae tribe, green peaowl populations

are scattered in open forests with grasslands in China, Indochina, and Java, Indonesia.

Green peafowl eat a variety of seeds, grass shoots and foliage, various insects, as well as many other types of small animals. They have beautiful fur. Adult male birds are very large in length and can reach 180–250 cm in length. On the male peafowl, there is a coat, neck, chest, and back that are golden green. It has a very long tail cover and, when opened, will form a giant fan. Above his head is an upright crest. Female birds are about 100-110 cm shorter, the feathers are less shiny, grayish-green, and they have no tail cover feathers. Her face has black accents around the eyes and a bright yellow color around the ears.

When the breeding season comes in August-October, the male bird will attract the attention of the female bird and repel other males by showing off its tail cover feathers, which when opened will resemble a beautiful fan. After the mating period, the female bird will lay three to six yellowish eggs and will incubate them on piles of leaves and branches above the ground for a month. After hatching, the herd will be close to its mother until the next mating season.

C. EXERCISES

Exercise 1

Consider writing a report about how a wave breaks on the beach. Please use the given information to write your report essay. Use the picture to help you in start writing.



Exercise 2

- 1) Write the outline for report text
- 2) Write the introductory paragraph
- 3) Write the body paragraph
- 4) Write the concluding paragraph

*Pay attention to the elements of grammar, organization, content, vocabulary, and mechanics

Unit 6 RECOUNT ESSAY

UNIT GOALS

In this unit the students will learn to write the recount essay based on good organization, content, vocabulary, grammar, and mechanics

A. Definition

It tells about the experience in the past activities. It can be good experience and bad experience so that it becomes unforgettable moment.

B. Purpose

The purpose of recount text is to retell a series of events usually in chronological order.

C. Generic structure

The following is the information about recount text:

General Structure	Orientation → who was involved, what happened, where did this event, when and how did the event take place
	Body paragraphs → Series of Events → tell what happened in chronological order
	Reorientation → briefly summarizes that happened
General	Time words to connect events

Language Features	Descriptive language
	Uses past tense
	Uses words which tell us <i>where, when, with whom, and how.</i>

D. Example of recount essay

Example 1

Climbing Mount Lawu

Orientation

Three weeks ago, I climbed to Mount Lawu. This is the second time I will do mountaineering. I climbed the mountain together with my friends. We started preparing for the climb at 12 o'clock via the Cemoro Kandang route. On this path it was very quiet and rarely met other climbers. We traveled without using maps, but I didn't worry because my friends were professional and safety climbers. I will just follow their instructions.

Body paragraphs

We climbed slowly while enjoying the atmosphere and scenery there. After 7-hour rides, we finally arrived at post 3. The clock was 8 pm. After arriving at post 3, the weather turned into rain and storms. Then we took shelter at the shelter and cooked dinner. We decided to set up tents and rest at post 3 because it was dark and the weather was

very dangerous. The next day we cooked breakfast. After breakfast we got ready to continue climbing to the top. We departed at about 10 am from post 3 and arrived at the summit at 3 pm. After enjoying the view and a cup of hot coffee, we had to hurry downstairs. Because it was already night, we stayed at the *Mbok Yem* shop just below the top of Lawu. We bought sego *pecel Mbok Yem* for breakfast. After that, we had to go home. When we came down, the weather had rain. Although we wore raincoats, we were still soaked. When going down the mountain is not as fast as climbing, it just takes a little effort and time, and you have to be careful.

Reorientation

Climbing the mountain is tiring but very fun, and you get a lot of experience. However, it was a very memorable experience. Even though it's tiring, I want to repeat it again.

Example 2:

Elementary School Nightmare

When I was in elementary school, I still didn't understand what "bully" was. I just lived my 6th grade life as other kids did. I was totally fine with what happened to me in the past. I already considered the bad incident when I

was in elementary school as a childhood memory. What happened to me and my friends was a total nightmare. We have a friend with the initial name "T". He is the oldest in our class. And these are some of the things he did to me and my friends.

First, it was the day when it was my turn to be bullied after almost all of my friends felt it. At that time, when I arrived at school, I was very happy because I used new accessories to beautify my hair. On my way to my seat, I passed by T, who was sitting with his gang. He suddenly stopped me and touched the accessories in my hair. He said that the hair accessories I was wearing made me look like one of the Punakawan puppets, namely Bagong. I really don't understand how my accessories are similar to Bagong's. Since then, I've been called Bagong by him, and since then too, I think he's a dumb kid.

Next, we were always getting bullied and it was horrible. One day, on a quiet morning, we prepared books and math homework that we had done. Surely, in every class there must be students who are considered the smartest ones, but there is one dumb person who thinks that the oldest one should get what he wants. So T suddenly banged on the smart kid's desk and took her book by force to copy her homework. He has done that many

times to other kids who he considers smart in certain subjects, and no one dares to report him to the teacher.

Furthermore, he used to be rude to the boys too. He even hit them if they didn't obey what he said. Back then, we were just like a bunch of slaves being tortured by the owner. For some reason, since he didn't graduate, we suffered a lot with his presence in 6th grade.

E. EXERCISE

- 1) Write the outline for recount text
- 2) Write the introductory paragraph
- 3) Write the body paragraph
- 4) Write the concluding paragraph

*Pay attention to the elements of grammar, organization, content, vocabulary, and mechanics

Unit 7 EXPLANATORY ESSAY

UNIT GOALS

In this unit the students will learn to write the explanatory essay based on good organization, content, vocabulary, grammar, and mechanics

A. Definition

An explanatory essay is a kind of writing wherein the writer gives some of views on a positive subject matter, occasion or

situation. Rather, explanatory writing is all approximately imparting a impartial factor of view at the set subject matter through supplying evaluation from studies and logically created self-theory.

Explanatory essays inform about a topic/situation and clarify any confusing information.

Some of the most common examples of expository writing include scientific reports, academic essays and magazine articles

B. Purpose

As the explanatory essay is customized to give an explanation for the readers with something, the intention of the explanatory thesis is to inform readers what it's

far you will give an explanation for and what elements of the subject could be considered.

C. Generic Structure

Structure	General statement to introduce the topic. To explain how something works or why something occurs
	Organized around a series of events
	A series of logical (ordered) steps explaining how or why something occurs
	The steps continue until the explanation is complete
	Closing contains final step described in section sequenced

1. A clear, concise, and defined thesis statement that occurs in the first paragraph of the essay.
2. Clear and logical transitions between the introduction, body, and conclusion.
3. Body paragraphs include evidential support.-> Evidential support (whether factual, logical, statistical, or anecdotal).
4. A bit of creativity!
5. A conclusion that does not simply restate the thesis, but readdresses it in light of the evidence provided.

D. Language Features

1. Written in the simple present tense
2. Using passive voice pattern
3. Using passive voice pattern
4. Use time connection, e.g then, next
5. Labeled diagram might be included

6. Use chronological connection: to begin with noun phrases

E. Examples

Example 1

Outline

1. Explaining the meaning of tsunami
2. The types of tsunami
3. The occurrence of a tsunami begins with an earthquake
4. The second the tsunami occurred, the sea water suddenly receded to produce very high waves
5. Conclusion and closing

Tsunami

What is a tsunami? The name "tsunami" comes from the Japanese "tsu" meaning harbor and "nami" meaning waves. A tsunami is a large sea wave due to shifts in the earth's plates, landslides, volcanic eruptions, and the fall of meteors under the sea. Tsunamis can move very fast and the wave height can reach 30 meters. The speed of tsunami waves can reach 600–900 km/hour. A tsunami can destroy anything in its path with great speed and height. A tsunami can cause casualties for hundreds of people and also damage various facilities such as homes, hotels, schools, restaurants, and others. There are five types of

tsunami which are known and the signs of tsunami in general.

There are five types of tsunami, including local, regional, ocean wide, meteorological, and micro-tsunami. A local tsunami is a tsunami where the epicenter of the earthquake occurs around the beach, so it only takes 5–30 minutes to reach the beach. Generally, local tsunamis have a big effect, especially because they have a short time to save themselves. A regional tsunami has an epicenter point of 100–1.000 kilometers from the beach, so it takes a longer time to reach the beach. An ocean wide tsunami is a tsunami that has a distance of more than 1.000 kilometers. These types of tsunami often occur in Indonesia because of the confluence of the Pacific Ocean and the Indian Ocean. A meteorological tsunami, or rissaga, is a tsunami caused by disturbances in the atmosphere such as storms and hurricanes that can destroy the coast. And a microtsunami is a type of tsunami that is small in size, so it is difficult to detect visually. From the types of tsunami, it is necessary to know the signs of a tsunami so you can anticipate them.

An earthquake is usually the first thing that happens before a tsunami occurs. Earthquakes are vibrations that occur on the earth's surface due to the sudden release of energy from within that creates seismic waves. Earthquakes can be caused by volcanic eruptions under

the sea, shifts between the earth's plates under the sea, or landslides under the sea. Earthquakes can also occur due to the fall of meteors under the sea, resulting in faults under the sea. This fault causes the water balance to be disturbed. Not all types and strengths of earthquake can have the potential for a tsunami. An earthquake measuring 7.0 on the Richter scale and with a depth of less than 100 km below sea level has the potential to cause a tsunami. An earthquake with a strong magnitude will have the potential for a tsunami. BPBD (the disaster management agency) will immediately provide information regarding the strength of the earthquake and the potential for a tsunami.

The faults generated by the earthquake will disrupt the water balance. so, as if the water receded suddenly. However, this is because water is pushed into the fault and will return with a strong push after the fault returns. Tsunami waves can continue to survive because of the earth's gravity, which pulls water to its equilibrium point. The waves generated by being pushed by the fault will be different from the waves. Like waves in general, tsunami waves also have hill and valley phases, wavelengths, periods, and speeds. When the tsunami moves towards the coast, the wave speed will decrease due to friction with the seabed. Thus, when approaching the coastline, the tsunami energy is much denser. Tsunamis are not always marked

by a wall of large waves but are also marked by a sudden rise in water, as in the Indian Ocean tsunami of 2004. A tsunami that reaches the surface can cause a water level rise of up to 30 meters at a speed of 90 km/hour. At high speeds, tsunamis can reach up to several kilometers from the beach. As a result, objects and buildings that are passed by the speed and large amounts of water will be damaged, leaving only debris behind. This rise in water levels can return to normal for up to several days.

A tsunami is a major disaster that can take lives and damage objects and buildings in its path. A tsunami is characterized by a rising sea level, either in the form of a large wall of water or a sudden rise in water level. Tsunamis occur because of a fault under the water that disturbs the water balance. Faults that occur under the sea due to earthquakes and volcanic activity. This could be due to the shifting of tectonic plates under the sea.

Example 2

Bullying

Being a victim of bullying is an unpleasant thing, especially for teenagers or children. Bullying makes children feel uncomfortable, which will have an impact on their health conditions. These are a few problems bullying

victims often experience and things you can do if you are a victim of bullying.

First, bullying can trigger feelings of low self-esteem, depression, anxiety, and difficulty sleeping well. This condition also causes the victims to have a desire to hurt themselves. The impact of bullying can put a child or teenager at risk of damaging or hurting themselves, for example by eating unhealthy foods or other things that can have an impact on their body health.

Next, they have decreased academic achievement. Children who get bullied are also more likely to lie to cover up the behavior they received. Academic achievement can also decrease because the child no longer has a desire to learn or finds it difficult to focus on receiving lessons.

Furthermore, there are things you can do if you are a victim of bullying. You can try to talk to adults you trust about the bullying that has happened to you or people close to you. If possible, ignore people who are trying to bully you by walking away from places and situations where they are trying to bully you, because bullies want you to react. Acting like you don't care is the first step to breaking their bully. And you can also train yourself to be confident in public. Through your behavior, you can train yourself to respond to the bully's actions. Show a confident attitude in front of them, even if at first you have to pretend to do it.

Bullying is a condition that should not be taken lightly. In addition to triggering problems in overall health, this can also affect the quality of life in the long term. It is not impossible that those of you who are victims of bullying will have low self-esteem and pessimism about life.

Example 3

Outline:

1. I will write about cats in general.
2. I will make it specific to kittens.
3. I will mention cat's milk.
4. I will explain how important it is for kittens to have their mother's milk.
5. I will input some data in my essay to strengthen my points.
6. I will write the conclusion.

Why Is It Important for Kittens to Have Their Mother's Milk?

Cats are known as common pets that most people own in their homes. This animal can be categorized as a popular pet because of its popularity in 91 countries compared to dogs. Cats' pregnancy duration is 58-67 days, and after that, they usually do not breed until their babies are 4 months old because they are breastfeeding their

babies. It is so important that kittens receive their mother's milk to support their growth and development in this phase.

The importance of kittens receiving their mother's milk cannot be doubted anymore. The first reason is that cats' milk contains something called colostrum. Colostrum is a fluid and is often mistaken for milk. Besides the contents, the difference between colostrum and milk is the texture. Colostrum is thicker and has higher nutrition than ordinary milk. This unit is very needed by the kittens because it contains antibodies that help kittens go through their first months. Colostrum is produced by the cat itself on their last days during pregnancy or a few days after they deliver their babies. The second reason is that there is no kitten milk replacer (KMR) that contains as much nutrition and fat as cats' milk does. This means that even though you feed your kittens with KMR, their chance to survive is pretty small because there will usually be some missing nutrients because not all kittens' conditions are the same.

Lack of nutrients from a cat's mother's milk can also cause some other conditions that may lead kittens to death. For example, if a kitten does not have enough nutrients and fat, it will be underweight. In this condition, the kitten cannot keep its body temperature stable, which causes hypothermia. Besides hypothermia, there are also some other diseases such as respiratory problems, infections,

and malnutrition. Infections from bacteria, parasites, and viruses can also afflict kittens without their mother's milk easily. That is why their mother's milk has the biggest role in their first stage of life.

There are various cases where orphan kittens or kittens who are left by their mother cannot survive even though they are given some KMR. The majority of them cannot survive for more than a week. Why? because their immune systems are still very low. That is why their mother's milk, which contains colostrum, is very needed. One-week old kittens are very fragile and can be attacked by diseases easily. Usually, they are still healthy in their first 2-3 days. They are still active, but they sleep frequently. Many of them begin to exhibit potentially fatal symptoms. First, the owner may notice something is wrong with his kittens, whether it is that the kittens are not moving as much as they usually do, the kittens do not want to be fed, or the kittens sleep excessively. Usually, the owner will not take these signs as dangerous or serious because they think the kittens' nutrients are fulfilled by KMR. On the next day, the owner may find one of the kittens has already passed away, followed by the other kittens until there is no kitten left. It is very different from kittens whose mother takes care of them as it should. They will get proper and full nutrients and antibodies and will not get cold at night. The

chance for kittens with mother's milk to live is higher than those who do not have it.

From all of the things above, we can conclude that there is nothing as good as a cat's mother's milk to be given to kittens. The importance of cats' milk cannot be underestimated because it contains many good things that have an important role in building kittens' immunity systems, which helps them grow until they stop feeding from their mother. Even KMR, which many claim has the same nutrients as the actual cats' milk, cannot guarantee the kittens' lives. As we know, something that is made by a human will always have that human error. But something that is made by God will never have that error because He makes everything perfectly. The proof is, a cat mother's milk is perfect for her kittens because it contains all the nutrients the kittens need, even though every kitten's needs are different from each other. If you ever find an orphan kitten, try to find it a cat that is lactating so that the kitten can get proper nutrients and have a long life.

E. EXERCISE

- 1) Write the outline for explanation essay
- 2) Write the introductory paragraph
- 3) Write the body paragraph
- 4) Write the concluding paragraph

*Pay attention to the elements of grammar, organization, content, vocabulary, and mechanics

Unit 8

ARGUMENTATIVE ESSAY

UNIT GOALS

In this unit the students will learn to write the argumentative essay based on good organization, content, vocabulary, grammar, and mechanics

A. Definition

The argumentative essay encourages the student to investigate a topic; collect, generate, and evaluate evidence; and stand on a position on the topic. An argument paper presents a *stronger claim*—if it is compared to persuasive essay:

- ✓ When a persuasive paper claimed that cities need to adopt recycling programs, an argument paper—with the same topic—is directly addressed to a particular town. The argument essay would go further, suggesting specific ways that a recycling program should be adopted and utilized in that particular area.

How to write argumentative essay:

- a. Gather evidence and present a well-reasoned argument on a debatable issue.
- b. Choose one side
- c. Consider these things:

Do...	Don't...
use passionate language	use weak phrases like “I believe,” “feel,” or “I think”—just tell us!
cite experts who are in line with you	claim to be an expert if you're not one
provide facts, evidence, and statistics to support your position	use strictly moral or religious claims as support for your argument
provide reasons to support your claim	assume the audience will agree with you about any aspect of your argument
address the opposing side's argument and refute their claims	try to make others look bad (i.e. Mr. Smith is ignorant—don't listen to him!)

(<http://www.roanestate.edu/owl/Argument.html>)

B. The Structure of Argumentative Essay

- a. The first paragraph is the *introduction*,
 - ✓ The introduction starts with interesting facts about the topic or a quote from sources about the topic.
 - ✓ This is followed by a general overview of the topic, generally from three to four sentences.
 - ✓ The final sentence of the introduction → the *thesis statement*.

- b. The second and third paragraphs are the *support paragraphs*,
 - ✓ Each of these paragraphs is started with a topic sentence; the topic is taken from the thesis statement.
 - ✓ In the paragraph, the student must have specific examples completed by elaboration.
- c. The fourth paragraph is the *counter argument with refutation*
 - ✓ The next body paragraph is *the opposing side* of the argument, followed by an explanation
 - ✓ The counter argument must be *followed by a rebuttal*—a reason why the counter argument is ineffective or inappropriate
- d. The final paragraph is the *conclusion*.
 - ✓ The conclusion starts with a restatement of the thesis statement.
 - ✓ This will be followed by an explanation of the significance of the topic and how it affects the reader and/or society.
 - ✓ The conclusion will end with a call to action that will hopefully inspire people to do the thing as the writer takes his position.

It can be inferred that the pattern will be like the following:

1. Thesis statement
2. PRO idea 1
3. PRO idea 2
4. CON(s) + Refutation(s)
5. Conclusion

however, the other possible pattern will be:

1. Thesis statement
2. CON(s) + Refutation(s)
3. PRO idea 1
4. PRO idea 2
5. Conclusion

(Ozagac, 2004 in

<http://www.buowl.boun.edu.tr/students/types%20of%20essays/ARGUMENTATIVE%20ESSAY.htm>)

The Feature of Argumentative Essay

- a. Avoid the overuse of the personal pronouns "I" and "you" in the essay → there will be a tendency of becoming more opinion-based and less factual.
- b. If there are too many pronoun "you", the readers will feel as though the essay is directly addressed to them. They may feel "under attack." (<http://grammar-and->

composition.yoexpert.com/composing-essays/what-is-the-structure-for-writing-an-argumentative-16179.html)

Choosing an argumentative topic is not an easy task.

The topic should be such that:

a. narrowed down

X Marijuana should be considered illegal

√ Selling and using marijuana in public places should be considered illegal

b. contain an argument

X We should decide whether we want a bicycle or a car. (Our position is not clear: do we support having bicycles or cars?)

√ If we are under the age of 30 and want a healthy life, we should definitely get a bicycle instead of a car.

X Are you one of those who thinks cheating is not good for students? (a question cannot be an argument)

√ Cheating helps students learn.

c. adequately supported (with statistics, outside source citations, etc.)

X I feel that writing an argumentative essay is definitely a challenging task. (feelings cannot be supported; we cannot persuade other people)

Furthermore, if you believe that you can find enough evidence to support your idea and refute others effectively, you can choose challenging topics as well, such as:

Cheating is beneficial for students.

Stress is good for the human body.

Polygamy is quite natural.

For women, there is no need for men.

1. Supporting our ideas

This is the most important part in persuading others. We should be supporting our ideas with such facts, statistics and/or authorities that there should not be room for any doubts. Here are some *faulty* supports we should avoid:

Thesis statement:

Leaving the university and starting to work is good for the adolescent because ...

- a. Feelings, emotional arguments (... *it makes one feel much better.*)
- b. Irrelevant examples (... *he would then be able to take his girlfriend to expensive restaurants.*)

- c. Oversimplification (*... only then would he understand what it means to be an adult.*)
- d. Hurried generalizations (*... it is a widely known fact that all adolescents look forward to earning money.*)
- e. Unreliable, even false outside sources (*... according to www.doubtme.com, 80% of working men wish they quit school when they were at university and started working at an earlier age.*)

2. Refuting the opposing arguments

Before we start saying that the opponents are wrong, we should *specify* their opposing ideas. We should see clearly, what we are hitting and be prepared so that he cannot hit us back. We can do this by knowing what we are refuting.

E.g. X *Some people may say that adolescents should not leave university education; however, they are wrong.* (what they say is not wrong. Maybe their supporting idea is wrong/irrelevant/insufficient. We should state their supporting idea specifically to be able to refute it.)

√ *Some people may say that adolescents should not leave university education because they are not*

physically and psychologically mature enough to cope with the problems of the real world. However, they forget one fact: adolescents can vote or start driving at the age of 18 (in some countries even before that age!), which proves that they are considered physically and psychologically mature at that age.

3. Language

Indications are important in the argumentative essay. They make the readers can follow our arguments easily.

When pointing out opposing arguments (CONs):

Opponents of this idea claim/maintain that ...

Those who disagree/are against these ideas may say/assert that ...

Some people may disagree with this idea.

When stating specifically why they think like that:

They put forward this idea because ...

They claim that ... since ...

Reaching the turning point:

However,

but

On the other hand,

When refuting the opposing idea, we may use the following strategies:

- a. *compromise* but prove that their argument is not powerful enough:
They have a point in thinking like that.
To a certain scope, they are right
- b. completely *disagree*:
After seeing this evidence, there is no way we can agree with what they say.
- c. say that their argument is *irrelevant* to the topic:
What we are discussing here is not what they are trying to prove.
Their argument is irrelevant (Ozagac, 2004 in <http://www.buowl.boun.edu.tr/students/types%20of%20essays/ARGUMENTATIVE%20ESSAY.htm>)

Example of topic with supporting and counter argument:

High school students should be required to do community service.

- a. Helps students to become well-rounded citizens.
- b. A way for students to give back to their communities.

- c. Looks good on college applications.
- d. Counter argument → some might claim that students should spend more time studying or participating in extra-curricular activities, but there are ways to serve the community that do not take much time, like taking canned goods to a food bank or helping once a year at a back to school supply drive.
(http://www.softschools.com/examples/grammar/argumentative_essay_examples/439/)

C. Example of Argumentative Essay 1

Outline

Introduction

- a. Attention - getter: The fact about law in Indonesia, theory from law science.
- b. Background information: The problems that related to law are increasing in Indonesia and the higher crime must get serious attention like death penalty.
- c. Thesis statement: There's any pros and cons between law experts about death penalty.

Body Paragraph I

- a. Topic sentence: People who are pros with the death penalty think that the death penalty must be applied because the crimes they did must be paid for with life.

- b. Supporting detail: A person who commit crimes.
- c. Supporting detail: Religious point of view.

Body Paragraph II

- a. Topic sentence: People who are pros with the death penalty think that the death penalty must be applied because the crimes they did must be paid for with life.
- b. Supporting detail: Violating human rights.
- c. Supporting detail: Human rights activists point out.

Conclusion

- a. Indonesia highly appreciates the existence of differences of opinion
- b. Regarding to the pros and cons of the death penalty, we should all be careful in our actions.

Pros and Cons of The Death Penalty

No one can argue about it. This is based on article 1 paragraph (3) of the UUD 1945, which clearly states that Indonesia is a state of law. So the law should be the supreme commander in this country. Problems in this country, especially problems that are related to the law, are increasingly occurring, and the higher crime rate must get serious attention. According to legal science, there are so many criminal laws that can be used as a solution to

overcome these problems. One of them is the death penalty. However, the execution of death raises pros and cons among people who agree and reject the imposition of the death penalty.

First, the pros. People who are against the death penalty think that the death penalty must be applied because the crimes they committed must be paid for with life. The execution of the death penalty must be carried out according to a court order. We never know that a person who commits crimes will become a good person in the future. People who commit crimes must know what they are doing. They might get the death penalty if they commit such a crime, but they seem to haven't thought before acting. So that's why pros think that the death penalty must be applied. Even from a religious point of view, most scholars agree with the imposition of the death penalty. Besides being regulated in the Quran, the death penalty is also still in effect in many countries, including Indonesia.

The second category is disadvantages. People who are against the death penalty think that no one party can take a person's life, except God. The death penalty is also often juxtaposed with accusations of violating human rights. Human rights activists point out that there are at least three reasons why the death penalty should be

rejected. First, taking a person's life is the sole right of God. Two, the judge who sentenced the defendant to death is an imperfect human, so there is always the possibility of making the wrong decision. Three, no matter how evil humans are, they should be given the opportunity to undergo repentance for the crimes they have committed.

In conclusion, Indonesia highly appreciates the existence of differences of opinion. For this reason, it is very natural that there will be differences of opinion among the people. As a wider community with various ethnic and religious backgrounds as well as different customs, of course there will be a lot of differences of opinion, especially regarding the application of the death penalty. Regarding the pros and cons of the death penalty, we should all be careful in our actions. Whether those who agree or not, they have their own arguments that can be legally accounted for.

Example 2

Outline

Topic:

Pros and Cons Offline Learning in This Condition

Body:

- Introductory tells about offline learning which has begun to be implemented again in this condition.
- Some pros to implement offline learning in this condition.
- Some cons to implement offline learning in this condition.

Conclusion:

With this condition, it is better to implement limited offline learning.

Offline Learning While the Pandemic Is Still On, a Good or Bad Choice?

The Corona Virus, or COVID-19, that has been affecting the world for almost three years is also affecting some activities in online forms. One of them is the teaching and learning process in schools. However, after the case went down slowly and the offline teaching and learning process had been a vacuum for about two years, the government finally decided that some schools could re-implement the teaching and learning process through offline forms. Even though this policy has been implemented, there are still some pros and cons to this situation. The pros are that parents do not have to worry about their children's studies. They can interact directly

either between teachers and students or the students with other students, and the students can relieve stress because they can meet their friends for real and not look at the digital screen for too long. Meanwhile, the cons can be afraid of contracting the virus, learning to be uncomfortable and limited, or even vice versa, that students cannot get along with other friends.

Speaking of the pros, parents do not need to worry about their children's lessons and assignments because, basically, not all families are lucky enough to provide for their children's needs, especially when online learning. Some families have economic and social limitations, such as busy parents, broken homes, network problems, or even the parents' inability to be equal to the teacher. Furthermore, it can help their children's mentality to improve after a long time facing a digital screen and not being able to meet their friends. With offline learning, their children can interact directly with the whole school equipment and thus conditions that make parents choose offline learning.

On the other hand, as for the cons, parents are still worried about this pandemic that is not over yet. Their parents never know what will happen if their children meet many people and do not know their conditions. Even though they have implemented health protocols, their

parents still do not know what will happen next. Other than that, even if they study by implementing the health protocols, such as masks, face shields, or even using hand sanitizer at all times, they will feel uncomfortable and attached because they have limited access. They are also not allowed to be friends because they have to keep their distance from other students. For some students who like to be alone or introverted, it will be a good way to be alone, but not for those who want to make friends or those who feel ashamed to make friends, because it will be a bad opportunity for them.

To sum up, after knowing the pros and cons of offline learning in this condition, it is a good choice to implement offline learning limitedly. In addition to being afraid of the virus, little disturbing the students' learning process because of limited access, and students' fear of making friends, there are some strong reasons that offline learning should be implemented. The main reason is that their parents do not need to be confused and worried about their children's studies because they study with professional teachers. If they find some problems, they can interact directly as usual before the pandemic comes, and the other reason is to provide healing to students from the digital world by experiencing the actual conditions in their schools.

D. EXERCISE

- 1) Write the outline for explanation essay
- 2) Write the introductory paragraph
- 3) Write the body paragraph
- 4) Write the concluding paragraph

*Pay attention to the elements of grammar, organization, content, vocabulary, and mechanics

Unit 9 PROBLEM SOLUTION ESSAY

UNIT GOAL

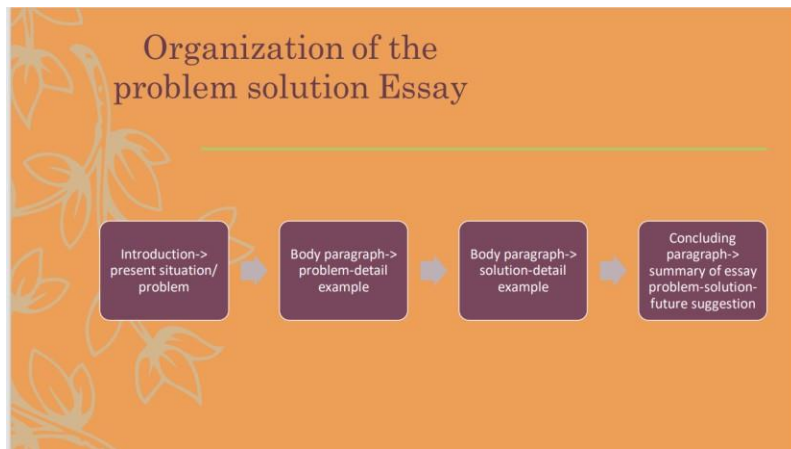
In this unit the students will learn to write the problem solution essay based on good organization, content, vocabulary, grammar, and mechanics

A. Definition

Problem solution essay is an essay which discusses about solution for a problem. To write a problem/solution essay, think about a problem that you have experienced and how it could be fixed. Problem solution essay is an essay which discusses about solution for a problem. To write a problem/solution essay, think about a problem that you have experienced and how it could be fixed.

B. Generic Structure

It is the rearrangement of a text's elements to best serve its goal. Readers may recognize this structure, and writers will structure their writing accordingly, depending on their goals.



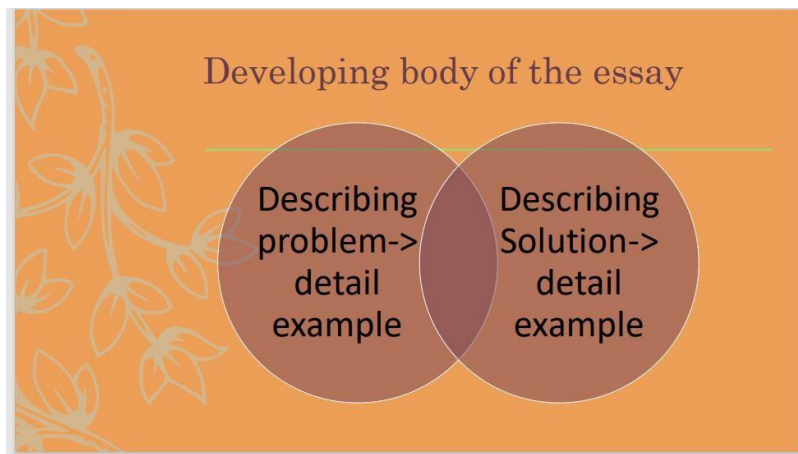
Your Problem /Solution essay should contain an introduction, two main body paragraphs and a conclusion. Begin each paragraph with a topic sentence that states the main idea of the paragraph.

The structure of a problem and solution essay is simple: most of the times it consists of four paragraphs. In the introduction, you present the topic by paraphrasing the question. Then, write two main body paragraphs: one that speaks about the problems and another that proposes solutions.

Problem solution essays are a popular form of persuasion. This case the writer describes the problem and proposes the solution.

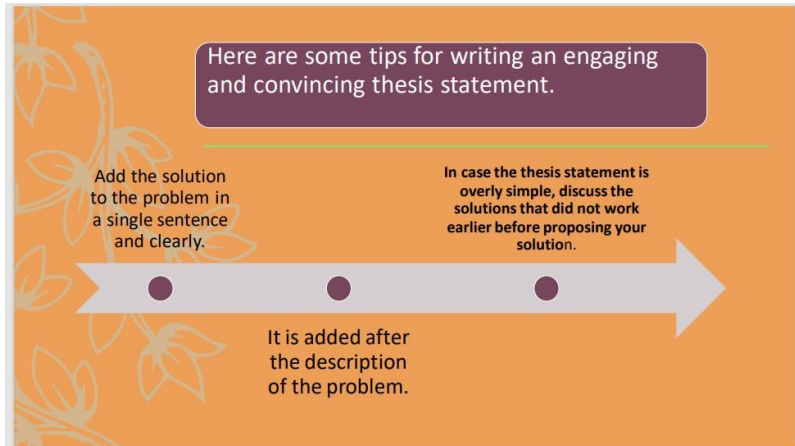
Thesis statement in Problem-Solution essay should have two parts namely expressing the general problem and hint about the solution expressing the general problem.

E.x-> Overpopulation of urban areas has led to numerous problems. However, there are still several things that governments and individuals can do in order to overcome these problems.



Writing Conclusion in conclusion paragraph, you should return to the thesis statement, restate it and express your final thoughts and recommendations.

- Add a final observation about how people view the problem.
- Make a 'call for action' that asks people to do something to help solve the problem



- When presenting the solution, make sure that your solution is;
- Useful for solving the problem
 - Cost-effective and easy to implement
 - Reasonable
 - Able to withstand the objections
 - Better than other solutions and options

C. Language Focus

There are certain words and phrases used to express quantities and amounts. The common words are much and many which become the standard quantifiers. There are quantity words used in the problem solution essay such as a lot of, lots of, plenty of, a great deal of, a large

number of, few, little, some, any, a little, a few, large amount, small, tiny, every, each.

D. Study the examples

Example 1

Challenges and possible solutions on classroom activities during the post-Covid-19 pandemic

Many problem happen the teaching learning process in the aftermath of the Covid-19 outbreak. The students are still having difficulty using digital media to participate in their online classroom activities. The students may lose interest in participating in the classroom activity if they lose connectivity when using Zoom or Google Meetings. Another issue arises when the pupils refuse to open the camera because they claim they are unable to connect. **As a result, there are still some issues with online teaching and learning during the covid-19 pandemic. However, many of the teachers should be required to develop better strategies for resolving the issues**

During the post-Covid-19 pandemic, there are numerous issues with online teaching and learning. The amount of data that students can use on the internet is limited. They believe that joining the teaching learning activity via Zoom or Google Meeting consumes internet data. It is because the students are having problems

grasping the materials, they become very quiet. They believe it is difficult to learn and understand the teachers' explanations without participating in an activity with their teacher face to face. The students also complain about having to submit the job under duress, and that the delivery modalities for submitting the task need a lot of internet traffic.

Despite these issues, there are several options for resolving issues with online teaching and learning during the post-Covid-19 pandemic period. The solution to circumvent the students' data limitations is to provide additional internet data to the students so that they can still participate in the teaching-learning process via Zoom or Google Meeting. The teachers can utilize a different technique for distributing information, such as using an asynchronous way to distribute materials uploaded on a learning management system rather than only using a synchronous mode. The teacher can accommodate the students' assignment by giving them access to Google Drive and allowing them more time to submit their work.

To summarize, there are some issues with online teaching and learning during the post-Covid-19 pandemic, such as the students having limited access to the internet, the students having difficulty understanding materials, and the students feeling under pressure to complete the task

and submit it on time. There are also options to solve those problems, such as providing greater internet data to students, providing asynchronous mode teaching on a learning management system, and allowing students more time to complete tasks.

Example 2

“Online Learning”

Online learning in the pandemic is forcing students to turn to online learning to continue learning while at home. Online learning is a learning activity carried out using an internet connection. The existence of government regulations that prohibit face-to-face learning makes students switch to online learning. However, there are many problems that are commonly encountered when learning online. As a teacher, we must find solutions to solve them.

Some problems in online learning, such as the location of the house that is not covered by the internet network or the lack of student internet quota, the learning media used by the teacher are dominantly monotonous and make students feel bored or bored. Then, the dominant learning is not yet interactive, and the character or behavior of students is difficult to monitor. The learning tends to be online assignments. The assignments given pile up, making

students stressed and lazy with our classes. And, the absorption of the subject matter is very minimal.

Then, what is the solution to this problem? An alternative solution that can be considered is a location close to the home environment that is difficult to reach by the internet network, while temporarily moving to a location that is affordable by the internet network. If the minimum internet quota runs out, join friends who have WIFI at home, a maximum of 3 students, and obey the COVID-19 prevention health protocol. Use a variety of online learning media so that students do not get bored. The next solution is that the material to be given is easily understood by students. When the teacher explains the material, the dominant student can find it more difficult to understand. If there are still difficulties, they can be asked Do not give too many assignments, because students will usually get bored with many assignments. Then have fun with the students, and as a teacher, you must always make the students comfortable.

A good learning process depends on how the interaction between teachers and students can run well. Teachers must be able to work with their students, as teachers should not underestimate their students. Problems in online learning can be solved depending on what the goals and learning intentions of a student are and how a

teacher can implement the material well even though it is online.

E. Exercise

1. Write the outline for problem solution essay
2. Write the introductory paragraph
3. Write the body paragraph
4. Write the concluding paragraph

*Pay attention to the elements of grammar, organization, content, vocabulary, and mechanics

Unit 10 COMPARE AND CONTRAST

UNIT GOAL

In this unit the students will learn to write the compare and contrast essay based on good organization, content, vocabulary, grammar, and mechanics

A. Definition

A comparison and contrast essay focuses on how two things are similar or different. It is a type of expository writing. To compare something-> to write the similarities between 2 things. To contrast something-> to write the differences between 2 things.

To provide the information between two things, ideas, concepts, point of view to the readers.

B. Generic Structure

Organization/ Structure

There two types of organization on compare and contrast essay namely

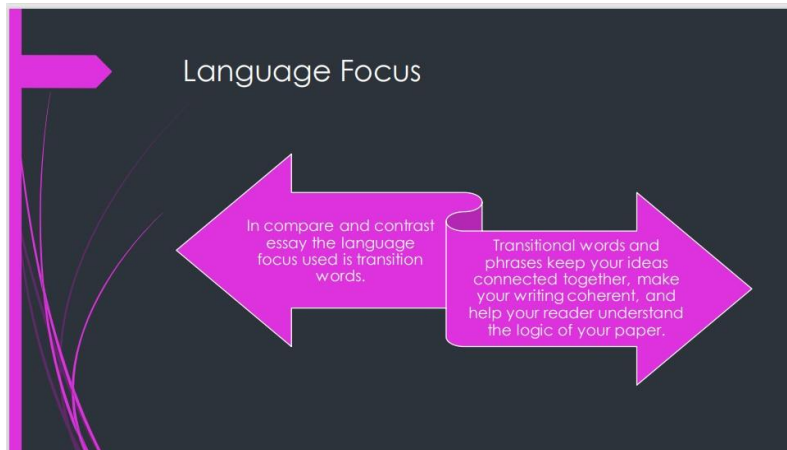
- Block Arrangement
- Point by Point Arrangement

The block arrangement organizes the essay according to the objects. For the example In the block arrangement mention the contrasted objects are backpacking and staying in hotels. In the first body paragraph backpacking is explained firstly in terms of its cost and then safety. In the second body paragraph staying in a hotel is explained firstly in terms of its cost and then safety.

The point by point arrangement organizes the essay according to the supporting ideas. For the example in the point by point arrangement mention the compared objects are American fast food and Turkish fast food. In the first body paragraph the supporting idea 'health' is explained in terms of American fast food and then Turkish fast food. In the second body paragraph the supporting idea 'convenience' is explained in terms of American fast food and then Turkish fast food.

C. Language Focus

The language focus should be directly related to the linguistic focus. The language emphasis identifies the components of the language that students must use to work toward the goal if the aim is what you want them to be able to do by the conclusion of the lesson.



Comparison	Contrast
in the same way, by the same token, similarly, in like manner, likewise, in similar fashion	yet, and yet, nevertheless, nonetheless, on the contrary, but, in contrast, notwithstanding, however, though, unlike, on the other hand

Example the use of transition on sentences

Kim and Tom have different tastes in music and food; however, they both like to dance.

Kim and Tom have different tastes in music and food. On the other hand, they both like to dance.

Unlike dogs, cats are lap animals.

When joining 2 independent clauses, you can either place transitions between a period and a comma or between a semi colon and a comm

Further example of using transition in sentences

Similarities

- **Similar to** New Orleans, Los Angeles attracts many tourists.
- **In comparison to** airline travel, you are also allowed to check luggage on a train.

For the differences

- **In contrast with** Dallas, San Francisco has a cold climate.
- **Unlike** the Road Runner, the Speed Demon is quite economical.

D. Study the examples

Example 1

The Difference Between Raising Children In a City and Raising Children In a Small Town

Every human being's behavior, characteristics, and habits are heavily influenced by their surroundings. This often makes them someone who has related things in

their hearts to their surroundings. Talking about that, those things have happened since they were children. There are some huge differences between raising children in the city and raising them in a small town.

Cities are known for their fabulous and luxurious lifestyles, even though not all of them own this lifestyle. On the other hand, small towns are known for their down-to-earth lifestyle. This creates a huge gap between lifestyles in big cities and those in small towns. Children who are raised in cities have a great chance to be selfish, competitive, and dependent on their parents as well. This is because in cities, all of the facilities are almost complete and they can get them easily from the store. Most children in big cities also do not have to work hard for something. They can ask their parents, and they will get what they want as soon as possible. This lifestyle makes them someone I have mentioned above.

Meanwhile, in small towns, almost everything still has limited access. People can't get anything instantly, like people in cities. As a result, they will work hard to get what they want, or even just to make something they want, because of that limited access. This makes children in small towns see what their parents do to get something, and they copy it. At the end, they become

someone hard-working, patient, and down to earth because of all of the habits above.

To be honest, it doesn't matter where you raise your children. No matter where it is, there will always be some negative impacts on both sides. The most important thing is how you teach your children to be their best and not to copy anything bad from their surroundings.

Example 2

“classical and contemporary reggae”

Music is something that can please someone or the public. Music as a branch of art also has the function of creating a sense of satisfaction with rhythm, melodic language, or the regularity of its harmonies. In the world of music, there are various kinds of musical styles. The two most common are classical and contemporary reggae. There are several things that make classical music styles different from contemporary ones, namely in terms of characteristics.

Classical music is quite different from contemporary reggae. Classical music is a broad term that usually refers to music created or rooted in the traditions of Western art, Christian music, and

orchestral music, covering the period from about the 9th century to the 21st century. The characteristic of classical music is that it uses simple musical instruments that are not overly complex. Then use a dynamic shift. It can be from soft to hard (called crescendo), or it can be from hard to soft (called decrescendo). As well as changes in tempo with acceleration or deceleration, in classical music, if there is a change in tempo, it can be done with the acceleration or deceleration of music.

On the other hand, compared to classical music, contemporary music is a type of music that is usually played without using original musical instruments, but the resulting music is no less good than the original musical instruments. Contemporary music is considered a unique and innovative musical art form. A contemporary music musician usually uses a combination of clapping sounds, various frictions, or other sounds that can be produced from objects that are often used in everyday life. There are several characteristics of contemporary music styles, namely the tempo and dynamics vary, the lyric melody has a small number, the musical instruments used are a combination of sounds from synthetic and electronic musical instruments, have

complex rhythms, and have the same sound color or various types.

In summary, there are characteristic differences between classical and contemporary music styles in the music world. Music is a tool that can make us entertained, feel calmer, and give us a sense of pleasure. The music itself can be interpreted as a combination of tones, vocals, and also instrumental harmony in which it expresses everything that is emotional.

E. Exercise

1. Write the outline for narrative essay
2. Write the introductory paragraph
3. Write the body paragraph
4. Write the concluding paragraph

*Pay attention to the elements of grammar, organization, content, vocabulary, and mechanics

Unit 11

NARRATIVE ESSAY

UNIT GOAL

In this unit the students will learn to write the narrative essay based on good organization, content, vocabulary, grammar, and mechanics

A. Definition

These essays are often anecdotal, experiential, and personal that tells a vivid story—allowing students to express themselves in a creative ways. It is usually from one person's viewpoint.

- To write a narrative essay, we need to tell a story (usually about something that happened to us or other persons) in such a way that the audience may learn a lesson or gain insight.
- Tell a story about a meaningful moment or event

Here are some guidelines for writing a narrative essay.

- **The essay should include all elements of a story.**

This means that you must include an *introduction*, *plot (conflict, climax resolution)*, *characters*, and *setting*.
- An example of not-story form is a *book report*. Hence, this will not necessarily follow the pattern of a story and

should focus on providing informative narrative for the reader.

- **The essay should have a purpose.**

If there is no point to what you are narrating, why narrate it at all?

- **The essay should be written from a clear point of view.**

It is common for narrative essays to be written from the *writer's point of view* (the first person → using "I"); however, this is not the only perspective can be used. Third person (*he, she, or it*) can also be used.

- **Use clear and concise language throughout the essay.**

Much like the descriptive essay, narrative essays are effective when:

- ✓ The language is carefully chosen to evoke specific emotions and senses of the reader.
- ✓ It is filled with precise detail
- ✓ It may also include *dialogue* (*Narrative Essay* in http://essayinfo.com/essays/narrative_essay.php)

B. The structure of narrative essay:

1. Orientation

This is where the characters, setting, and story time are set. It usually answers the question who, when, or/and where

2. Complication or problem

It tells the beginning of the problem that causes the climax. Complication usually involves the main character. This part also adds the readers' tension and maintains their interest.

3. Resolution

The end of story as the solution of the problem. The problem can be solved better or worse, clear or unclear.

4. Reorientation/Coda

An optional statement of the closing of the story. It may contain moral lessons, advice, or instruction from the author.

There are some topic ideas that maybe useful for your writing:

- First Day at College
- Getting my first salary
- My favorite day in the year
- My best friend
- The biggest mistake I have ever made
- The most embarrassing moment in my life
- My happiest vocation
- Surviving a Tornado

C. Study this first example of narrative essay

Example 1

Memories is A Treasure

From my perspective, high school is the place where hundreds of random things could happen. We cannot choose to forget some of those, and the more you try to forget them, the more you'll keep remembering them. I think we don't need to forget things that might make us angry, sad, worried or even embarrassed. Those things are a treasure, my friends. I've heard people say this often, "If you don't have any memories from high school, then your school days are boring." One of my friends said that "Things like memories need to be used as a lesson for our lives in the future," and by telling me that, one of my best friends said that I could share her story about what happened to her when we were in high school to take the lessons from it.

On a typical boring school day, our class ends 15 minutes before break time. We went out to the canteen not long after the teacher left our class to fill our empty stomachs that had been roaring begging for food. The narrowness of my school's canteen is one of my pet peeves. I don't mind the crowdedness, but the narrowness gets me crazy. And as far as I know, the canteen now is still the same. I'm not blaming anyone for the narrow canteen

because if the canteen is expanded, then the path for students to go to the field will be narrow. Anyway, after I bought some food and drinks, I went back to class.

On my way back to class, I saw one of my best friends. She's also my neighbor's classmate. I'll call her initials "Af". That day, Af was reading a book while enjoying her snacks. I called her name loudly. She widened her eyes in surprise, looking at the voice that called out her name. Just like that, my first meeting with her that day, every time and every day if I saw her. Then I entered my class and ate my food. After I finished, I went out to throw the trash away and wash my hands. I didn't expect any interesting things before I went out. Usually, before I go out of class, I always look at the situation outside first. If it's crowded outside, I won't come out. While I was spying, I saw the funniest thing I have ever seen in my life that no one knows about but me and the victim. It is the biggest funny accident in the history of my school life.

That day, while spying outside before throwing my trash, I saw Af going out of her class to throw her trash away. Then I looked in the other direction to see if anyone was coming. It was so quiet outside because it wasn't yet break time. I heard the sound of something falling to the ground. I widened my eyes in surprise. I looked in the direction where the voice came from in reflex and I saw Af

sat down wincing in pain. I yelled in panic but also chuckled at the same time. Thank God no one's there but me and her. I assume that she slipped herself down. Then, she immediately replied with a low shout after I yelled. Then I came to help her. I was still laughing but felt guilty at the same time. I asked her what made her slip. She said that she accidentally stepped on her classmate's loafers, which were slippery when they got pitted against the tiled floor. She looked up, then covered her face. I have no idea what happened again. Then, I followed her and looked up to find out what she had seen. I couldn't help but laugh as I stroked his shoulder, feeling sorry for him. There is a CCTV on the right wall of her classroom that records everything in front of it, including Af class.

After that day, the day went on as usual, as if nothing happened. No one knows about what happened except me, Af, and the CCTV guards. By then, before the final examination comes, COVID-19 has come first and stolen our joy. Me and Af still contacted each other after graduation until today. When Mrs. Erlik told us to make a narrative essay, I came up with the idea of telling an Af story through my essay. So I contacted her and asked if I could use her story. She said I could. Then I asked her a question about how she was feeling after that accident. She said that it was a funny accident. It is true that she is

embarrassed, but that feeling does not last long. She's totally fine. She is glad to have those kinds of memories in high school. It means that her day is terrible, but at the same time it's full of happiness because every time she remembers that, she chuckles. How come such a shameful incident could happen to her? She said it's not that bad. Memories need to be used as a lesson for our lives in the future.

From what she had told me, I realized that no matter how shameful it was, in the end, it's not that bad. You still have a lesson from it. For example, if she needs to be careful next time, she needs to watch her steps every time she walks, just in case there is a banana skin in front of her. Other than that, I have read about some motivational quotes on the internet, and I found an interesting one that is related to my essay. It says, "Sometimes bad things have to happen before good things can happen." by Becca Fitzpatrick.

Example 2

"The Hamster and The Snail"

One day in the forest, the animals gather like mice, chickens, monkeys, foxes, and other animals to witness a challenge. There was a snail that intended to challenge a hamster who was known to be arrogant in a fast-running

match. The goat dared to challenge the hamster because he had been insulted. The hamster insulted the snail by saying that the goat was a slow and stupid animal. Hearing about the challenge from the snail, the hamster thoughtlessly accepted the challenge with confidence. "A stupid snail is challenging me to run. But it is clear that the winner is me," said the hamster with confidence. "Let's see." "Said the snail calmly."

The next day, a long line of a running track had been prepared. The other animals were there to watch the race. They wanted to see who would win the race. More of that, they want to support the snail to win the race because the hamster was so arrogant and rude, not only to the snail but also to other animals. In this competition, a monkey served as the referee. A monkey was asked to give a signal as a sign to start the race. In a short time, the hamster ran fast and he was far ahead, leaving the snail behind. But the snail did not give up. He kept running. A few moments passed, and the hamster had almost reached the finish line. But after running fast, the hamster felt tired and wanted to take a break. "The snail is still far behind me. He was too slow to match my speed. I think I will take a break for a moment under this tree to recover my strength." murmured the hamster. The hamster then leaned against a tree and fell asleep.

Sometime later, he woke up. The hamster did not know how long he slept or where the snail was. For fear of losing, the hamster ran faster again toward the finish line, hoping that the snail was still far behind. When the hamster tried to run to chase the snail, the hamster saw the snail, which was very close to the finish line. The hamster kept running in the hopes that it could still beat the snail. When the hamster and snail have almost entered the finish line, due to the hamster's running too fast, the rabbits, turtles, and other animals feel confused and wonder who is the winner. Suddenly, the camera of a mouse releases a captured image proving who is the winner in the challenge of running. While they saw the picture, it turned out that the snail had won the challenge. Everyone cheered happily. Finally, the hamster left with a very embarrassed feeling. The moral of this story is never to underestimate someone and never feel proud of the strength we have because pride will lead us to defeat in life. Anyone who seriously does something will definitely be rewarded.

D. EXERCISE

- 1) Write the outline for narrative essay
- 2) Write the introductory paragraph
- 3) Write the body paragraph

4) Write the concluding paragraph

*Pay attention to the elements of grammar, organization, content, vocabulary, and mechanics.

REFERENCES

- Baker, Jack, Allen Brizee, Elizabeth Angeli. *Essay Writing* in <https://owl.english.purdue.edu/owl/owlprint/685/>)
- Brandon, L., & Brandon, K. (2016). *Paragraphs and essays: With integrated readings*. Cengage Learning.
- Batubara, B. M. (2021). The Problems of the World of Education in the Middle of the Covid-19 Pandemic. *Budapest International Research and Critics Institute (BIRCI-Journal): Humanities and Social Sciences*, 4(1), 450-457.
- Oshima, A., & Hogue, A. (1998). *Writing Academic English, ThridEdition*. New York: Addition Wesley Longman.
- Oshima, Alice dan Ann Hogue. 1999. *Writing Academic English*. 3rd edition. New York: Longman.
- Miller, K.S. 1998. Teaching Writing. In K. Johnson & H. Johnson (Eds), *Encyclopedia dictionary of Applied Linguistics* (pp. 341-348). Oxford: Blckwell
- Zemach, D. E., & Rumisek, L. A. (2003). *Academic writing from paragraph to essay*. Macmillan.

Appendix 1.

Scoring Rubric for Writing Performance

Aspect of Writing	Weighting Score	Scale	Description of Criteria
Content	7	4	Demonstrates well developed quality and clarity ideas and meaning based on the topic
		3	Demonstrates good quality and clarity ideas and meaning but miss some points of ideas and could be more fully developed
		2	Demonstrates incomplete quality and clarity ideas and meaning and its division, careless thinking of the topic in the right way
		1	Demonstrates incomplete quality and clarity ideas and meaning and also its division based on the right way, does not reflect the writer thought.
Organization	6	4	Demonstrates complete organization which consists of an introduction, supporting paragraphs, and a summary paragraph. In an introduction

			paragraph consists of good main ideas and thesis statement that identifies the main idea of the essay
		3	Demonstrates good organization which consists of introduction, supporting paragraphs, and a summary paragraph. In introduction paragraph there is main idea but and thesis statement does not identify the main idea of the essay
		2	Demonstrates incomplete organization which consists of introduction, supporting paragraphs, and a summary paragraph. In introduction paragraph there is no main idea but and thesis statement of the essay
		1	Demonstrates poor organization which it does not consist of introduction, supporting paragraphs, and a summary paragraph.
Vocabulary	5	4	Demonstrates complete ideas and well developed by using no error in choosing and using the vocabulary
		3	Demonstrates good

			style and vocabulary in writing by reducing redundancy words in a sentences
		2	Demonstrates some vocabulary misused and redundancy words in a sentences
		1	Demonstrates poor expression in ideas and poor vocabulary inappropriate used of vocabulary and no concept.
Grammar	4	4	Demonstrates no errors and well developed of reflections of the writer
		3	Demonstrates good grammar but some inconsistent of grammar
		2	Demonstrates good grammar and but does not fit the real context
		1	Demonstrates most of grammar in errors and all written grammar are not accepted.
Mechanics	3	4	Demonstrates well complete of punctuation, spelling, and mechanic. The student knows to choose appropriate punctuation, no errors spelling, and appropriate mechanic

		3	Demonstrates well of punctuation, spelling, and mechanic. The student knows to choose appropriate punctuation, some errors spelling, and mechanic
		2	Demonstrates general punctuation, spelling, and mechanic. The student knows to choose general appropriate punctuation, errors most of spelling and mechanic
		1	Demonstrates most error of punctuation, spelling and mechanics and almost ignore of writing by using punctuation, spelling, and mechanic.

Weighting Score:

Content : (1-4) * 7 = 28

Organization : (1-4) * 6 = 24

Vocabulary : (1-4) * 5 = 20

Grammar : (1-4) * 4 = 16

Mechanics : (1-4) * 3 = 12+

Total : 100

About the Writers

Erlík Widiyáni Styati is one of the lecturers of English Education Department in Universitas PGRI Madiun. She is interested in teaching writing, TESOL, and Curriculum subject. She is active in doing research held by LPPM Universitas PGRI Madiun and Ristekdikti. She is also interested in joining seminar and conferences. She presented her academic articles in some national and international conference such as ASIA TEFL Conference 2017, National seminar on *Program Peningkatan Kapasitas Riset Penelitian Disertasi Doktor* 2018, *Workshop Peningkatan Kualitas Output Penelitian Skema Penelitian Disertasi Doktor Program Peningkatan Kapasitas Riset Tahun* 2018, The 3rd International Conference of Arts Language and Culture 2018, and International Conference on Education and Technology 2019, Webinar 35 Universitas PGRI Madiun 2020 and Asia TEFL/ TEFLIN Conference 2022. Furthermore, she published her articles on some national and international journal such as 3L: 3L: The Southeast Asian Journal of English Language Studies, IJEE, Journal of Physics Conference Series, IJEFL, Indonesian Journal of Applied Linguistics (*IJAL*), JEES, *Dinamika Ilmu*, and *Lingua Cultura*.

Vita Vendityaningtyas is one of the lecturers of English Education Department in Universitas PGRI Madiun. She is interested in teaching writing, Language Teaching Media, and Prose. She is active in doing research held by LPPM Universitas PGRI Madiun and Ristekdikti. She is also interested in joining seminar and conferences. She published her articles on some national journal such as *Lingua Cultura*, *Journal of Physics Conference Series*, *Linguista*, and *English Teaching Journal*.

Eksan Syawaludin is one of the students of English Education Department in Universitas PGRI Madiun. He is interested in writing, linguistics and literature field. He is active in joining students exchange held by the government.

Edy Tya Dewi Cahyani is one of the students of English Education Department in Universitas PGRI Madiun. She is interested in writing for many genre/ texts. She is active in joining students exchange held by the government.



Penerbit UNIPMA Press

Universitas PGRI Madiun
Jl. Setiabudi No. 85 Madiun Jawa Timur 63116
E-Mail: upress@unipma.ac.id
Website: www.kwu.unipma.ac.id

0821878 633-0316-03-0



9 786236 318836