

LAMPIRAN-LAMPIRAN

Lampiran 1. Hasil Outlier Data

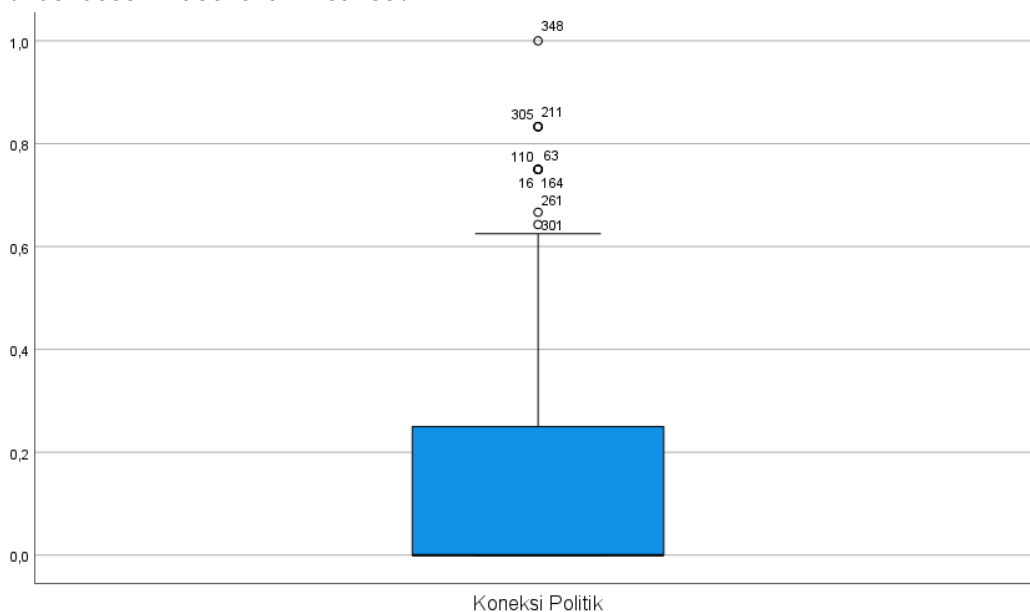
Koneksi Politik

Koneksi Politik Stem-and-Leaf Plot

Frequency	Stem & Leaf
224,00	0 .
000	
2,00	0 . &
22,00	1 . 12222224&
15,00	1 . 66666
26,00	2 . 000000000
32,00	2 . 5555555588
37,00	3 . 33333333333&
3,00	3 . 7
19,00	4 . 000000&
2,00	4 . 5
17,00	5 . 00000&
2,00	5 . 5
9,00	6 . 022&
10,00	Extremes (>=,64)

Stem width: ,10
Each leaf: 3 case(s)

& denotes fractional leaves.



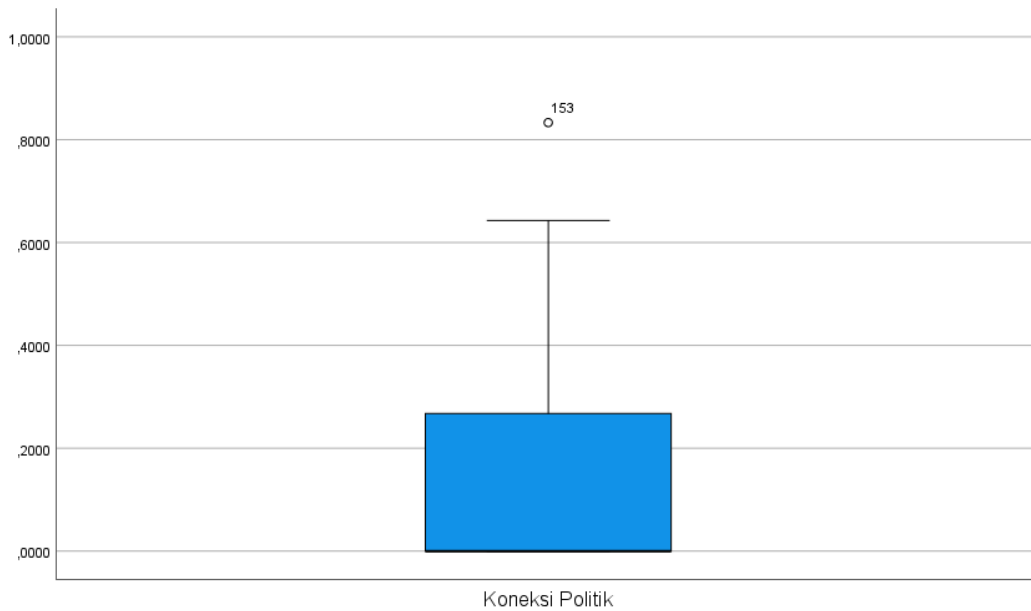
Koneksi Politik

Koneksi Politik Stem-and-Leaf Plot

Frequency	Stem & Leaf
129,00	0 .
00	
1,00	0 . &
21,00	1 . 1222222224&
12,00	1 . 666666
16,00	2 . 0000000
14,00	2 . 5555588
29,00	3 . 33333333333333&
3,00	3 . 7
8,00	4 . 000&
2,00	4 . 5
8,00	5 . 000&
1,00	5 . &
7,00	6 . 02&
1,00	Extremes (>=,83)

Stem width: ,1000
Each leaf: 2 case(s)

& denotes fractional leaves.



Koneksi Politik

Koneksi Politik Stem-and-Leaf Plot

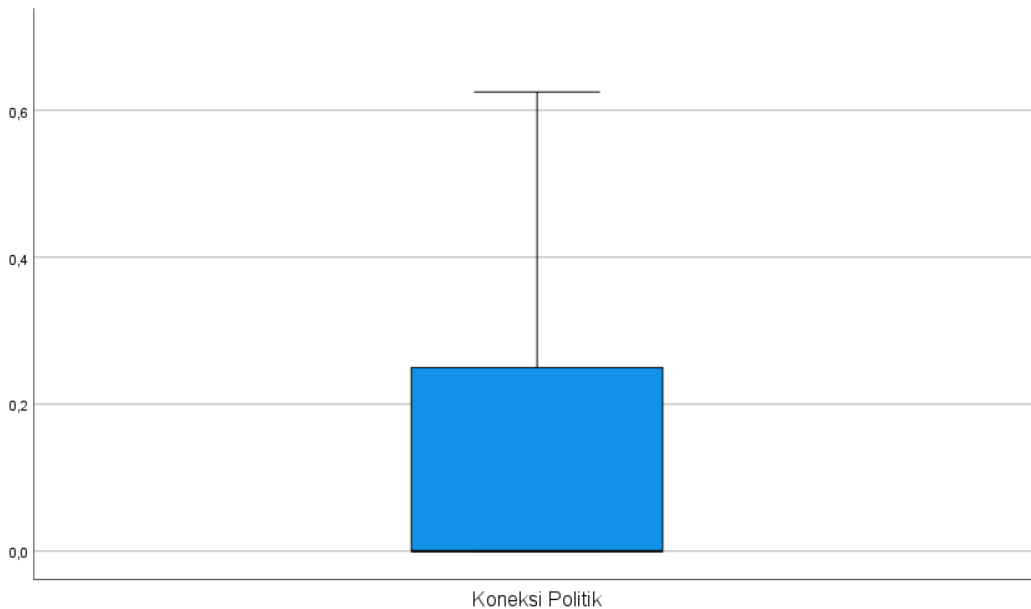
```

Frequency      Stem & Leaf

  166,00      0 .
0000000000000000000000000000000000000000000000000000000
0000000000
   2,00      0 .  &
  21,00      1 .  1222222224&
  13,00      1 .  666666
  23,00      2 .  0000000000
  19,00      2 .  555555588
  32,00      3 .  333333333333333&
   3,00      3 .  7
  13,00      4 .  000000&
   2,00      4 .  5
  11,00      5 .  00000&
   1,00      5 .  &
   8,00      6 .  022&

Stem width:   ,10
Each leaf:    2 case(s)
  
```

& denotes fractional leaves.



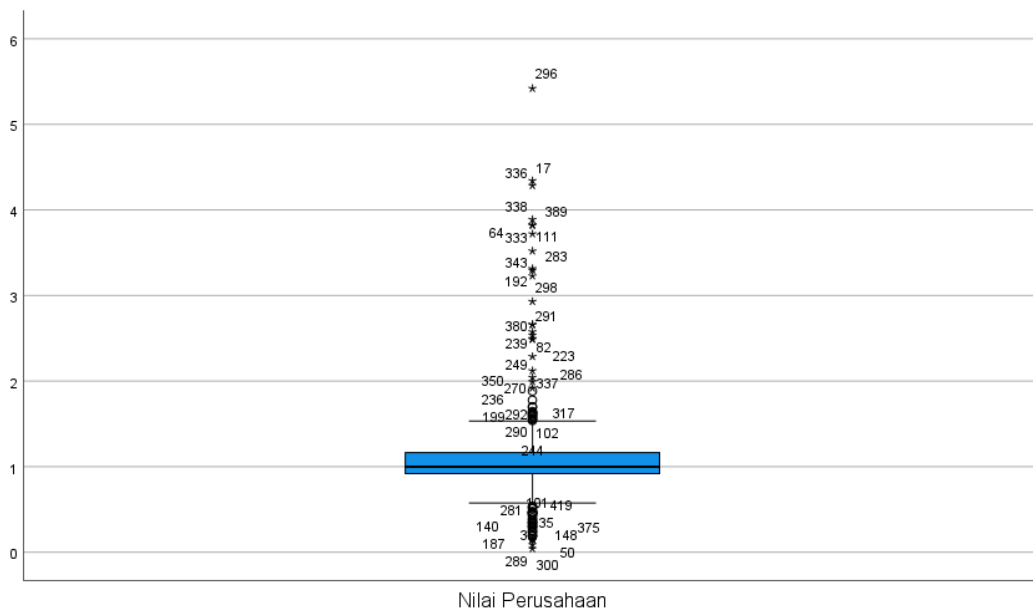
Nilai Perusahaan

Nilai Perusahaan Stem-and-Leaf Plot

Frequency	Stem &	Leaf
38,00	Extremes	(=<,54)
1,00	5 .	&
5,00	6 .	9&
7,00	7 .	3&&
36,00	8 .	4456677788889999&
125,00	9 .	
000111112222233333334444445555556666667777777888889999999		
77,00	10 .	000000012233333444455556666677777888899999
42,00	11 .	022334556666778999&
22,00	12 .	13446888&
20,00	13 .	0114499&&
6,00	14 .	&&&
2,00	15 .	3
39,00	Extremes	(>=1,54)

Stem width: ,10
Each leaf: 2 case(s)

& denotes fractional leaves.

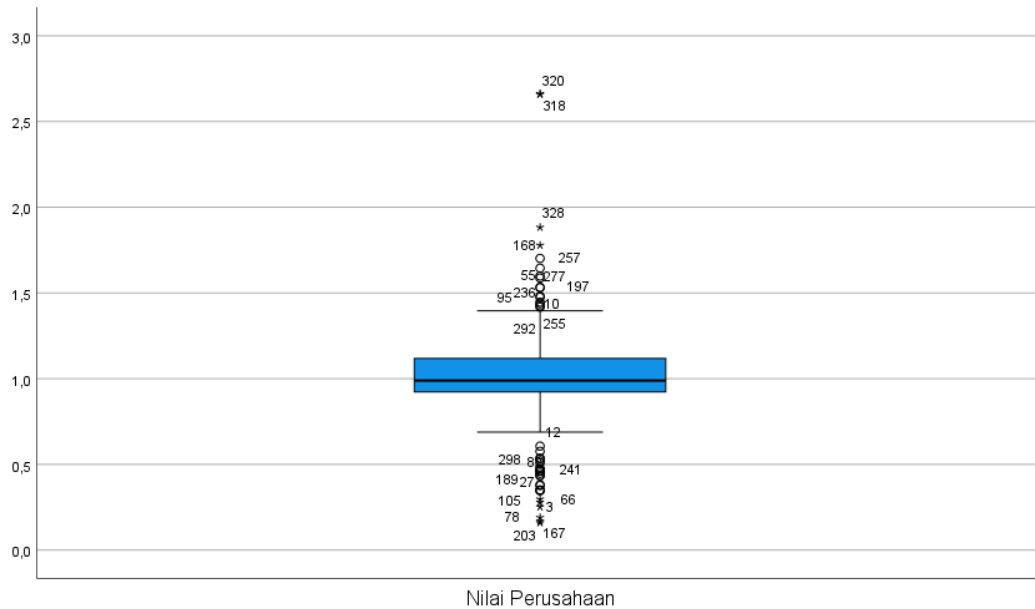


Nilai Perusahaan

Nilai Perusahaan Stem-and-Leaf Plot

Frequency	Stem & Leaf
25,00	Extremes (=,61)
3,00	6 . 899
4,00	7 . 2333
1,00	7 . 5
7,00	8 . 0144444
29,00	8 . 556666777777888888899999999
55,00	9 .
0000001111111111	222222222233333333333333334444444444444
64,00	9 .
55555555555555556666666666667777777777778888888999999999	
38,00	10 . 000000000000012222233333333333444444444
36,00	10 . 5555555666666666666777777888889999
12,00	11 . 001222233334
25,00	11 . 555566666666777889999999
9,00	12 . 011123444
9,00	12 . 566688888
14,00	13 . 00011112344444
6,00	13 . 689999
16,00	Extremes (>=1,42)

Stem width: ,10
Each leaf: 1 case(s)

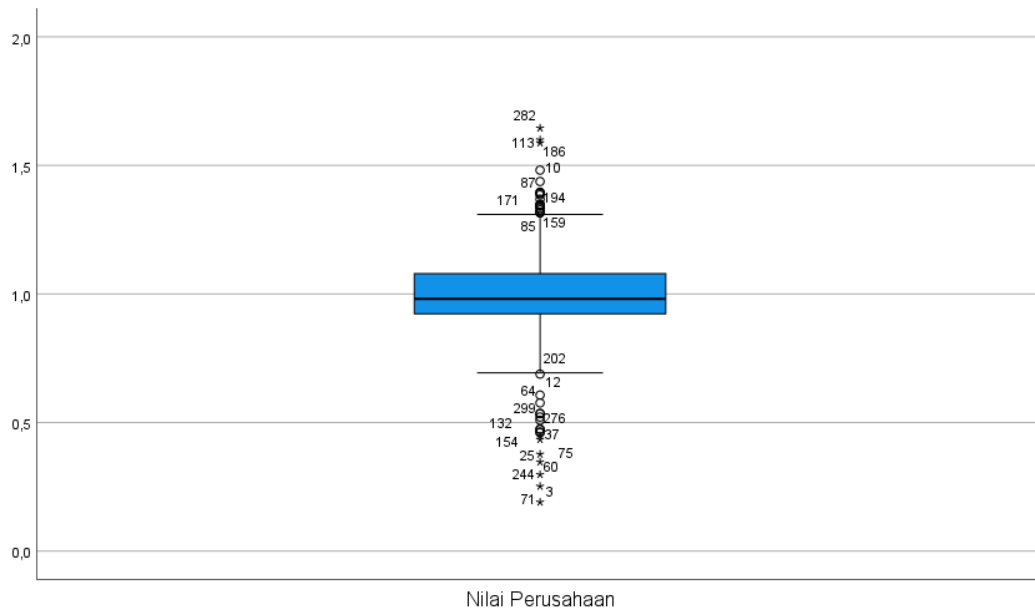


Nilai Perusahaan

Nilai Perusahaan Stem-and-Leaf Plot

Frequency	Stem &	Leaf
18,00	Extremes	(=<,69)
2,00	6 .	99
3,00	7 .	233
1,00	7 .	5
7,00	8 .	0144444
28,00	8 .	5566667777788888888999999999
54,00	9 .	
00000001111111111112222222222333333333333333333344444444444444	9 .	
64,00	9 .	
555555555555555566666666666666666667777777777777777788888888899999999999		
34,00	10 .	000000000001222233333333333334444444
35,00	10 .	55555566666666666667777777888889999
10,00	11 .	0022233334
18,00	11 .	555566666778899999
9,00	12 .	011123444
8,00	12 .	56668888
3,00	13 .	000
20,00	Extremes	(>=1,32)

Stem width: ,10
Each leaf: 1 case(s)

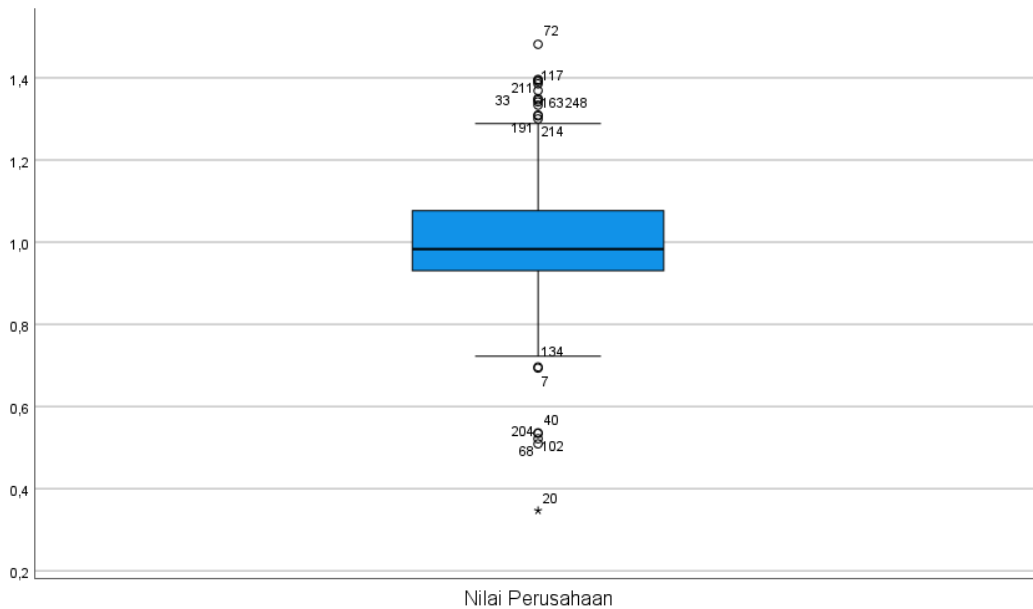


Nilai Perusahaan

Nilai Perusahaan Stem-and-Leaf Plot

Frequency	Stem & Leaf
7,00	Extremes (=,70)
2,00	7 . 23
1,00	7 . 5
5,00	8 . 01444
26,00	8 . 5566667777888888889999999
54,00	9 .
000000011111111112222222233333333333333344444444444444	
63,00	9 .
5555555555555556666666666666666667777777777777778888888889999999999	
31,00	10 . 000000000122233333333334444444
34,00	10 . 555556666666666666677777777888889999
9,00	11 . 022233334
18,00	11 . 55566666778899999
9,00	12 . 011123444
8,00	12 . 56668888
13,00	Extremes (>=1,30)

Stem width: ,10
Each leaf: 1 case(s)

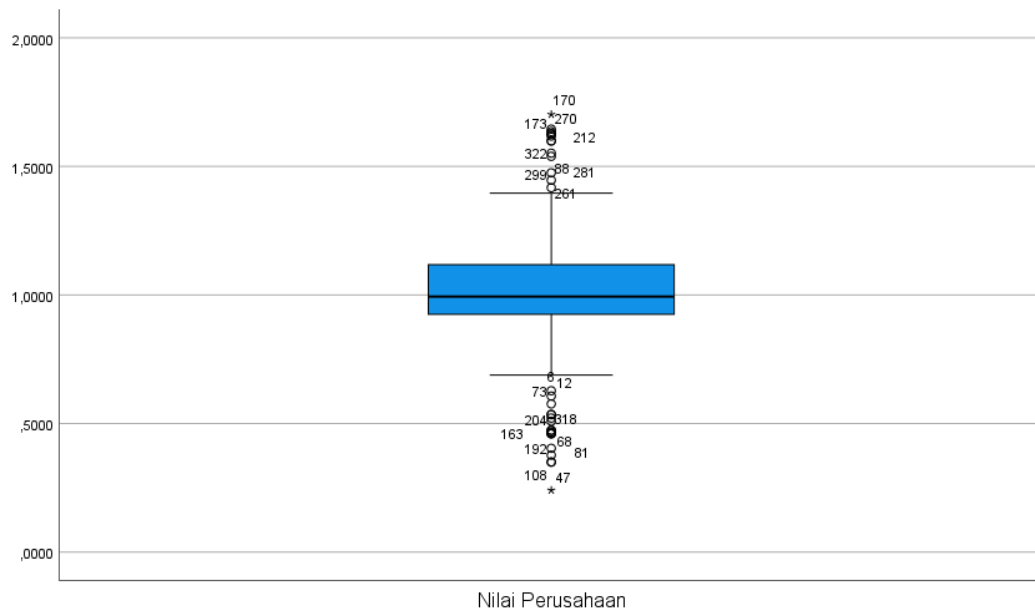


Nilai Perusahaan

Nilai Perusahaan Stem-and-Leaf Plot

Frequency	Stem &	Leaf
19,00	Extremes	(=<,63)
3,00	6 .	899
5,00	7 .	23334
2,00	7 .	58
7,00	8 .	0144444
29,00	8 .	55666677777788888888999999999
56,00	9 .	
0000000111111111111122222222233333333333333334444444444444		
69,00	9 .	
5555555555555555666666666666666666677777777777777778888888888999999999999999		
38,00	10 .	0000000000000112222333333333333444444444
36,00	10 .	55555555666666666666666677777777888889999
14,00	11 .	00012222333344
26,00	11 .	5555566666666666777889999999
11,00	12 .	01112334444
9,00	12 .	566688888
14,00	13 .	00011112344444
6,00	13 .	689999
13,00	Extremes	(>=1,42)

Stem width: ,1000
Each leaf: 1 case(s)

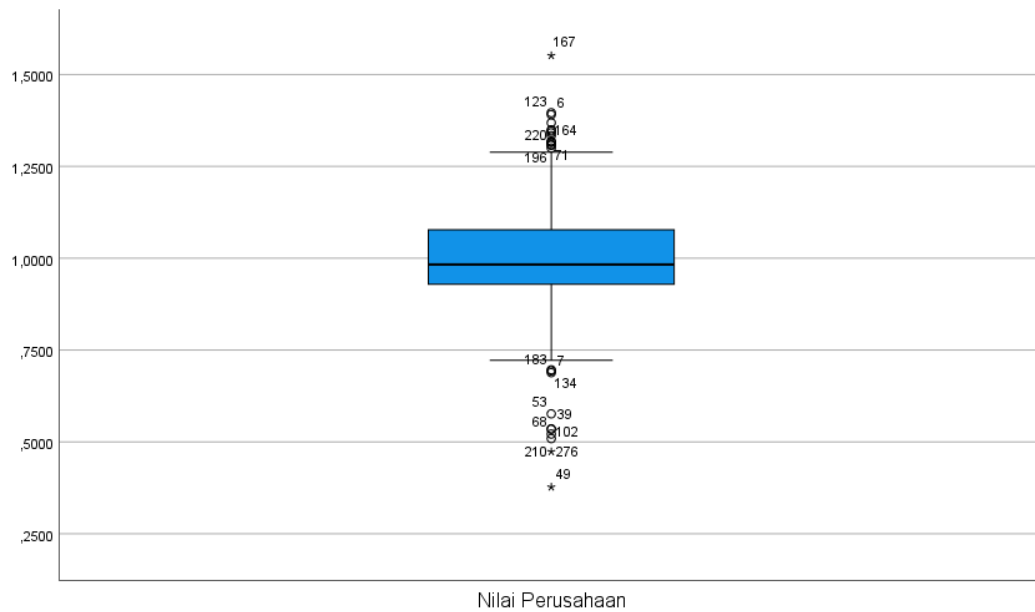


Nilai Perusahaan

Nilai Perusahaan Stem-and-Leaf Plot

Frequency	Stem & Leaf
10,00	Extremes (=,70)
3,00	7 . 233
1,00	7 . 5
6,00	8 . 014444
26,00	8 . 55666677778888888899999999
54,00	9 .
00000001111111111122222222223333333333333333333344444444444444	
63,00	9 .
55555555555555556666666666666666777777777777777788888888889999999999	
33,00	10 . 000000000001122233333333333344444444
34,00	10 . 5555566666666666666677777778888889999
11,00	11 . 00022233334
18,00	11 . 555566666778899999
10,00	12 . 0111234444
8,00	12 . 56668888
14,00	Extremes (>=1,30)

Stem width: ,1000
Each leaf: 1 case(s)

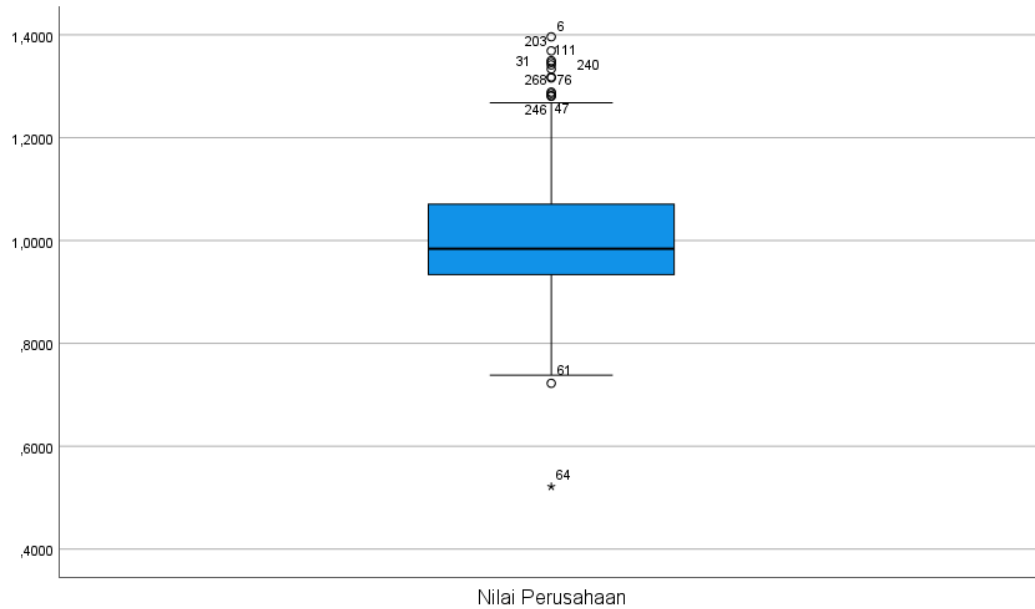


Nilai Perusahaan

Nilai Perusahaan Stem-and-Leaf Plot

Frequency	Stem & Leaf
2,00	Extremes (=,<,72)
1,00	7 . 3
1,00	7 . 5
6,00	8 . 014444
26,00	8 . 55666677778888888899999999
54,00	9 .
0000000111111111112222222222333333333333333344444444444444	
63,00	9 .
55555555555555556666666666666666777777777777777788888888889999999999	
33,00	10 . 000000000001122233333333333344444444
34,00	10 . 5555566666666666666677777778888889999
9,00	11 . 022233334
18,00	11 . 555566666778899999
9,00	12 . 011123444
4,00	12 . 5666
12,00	Extremes (>=1,28)

Stem width: ,1000
Each leaf: 1 case(s)

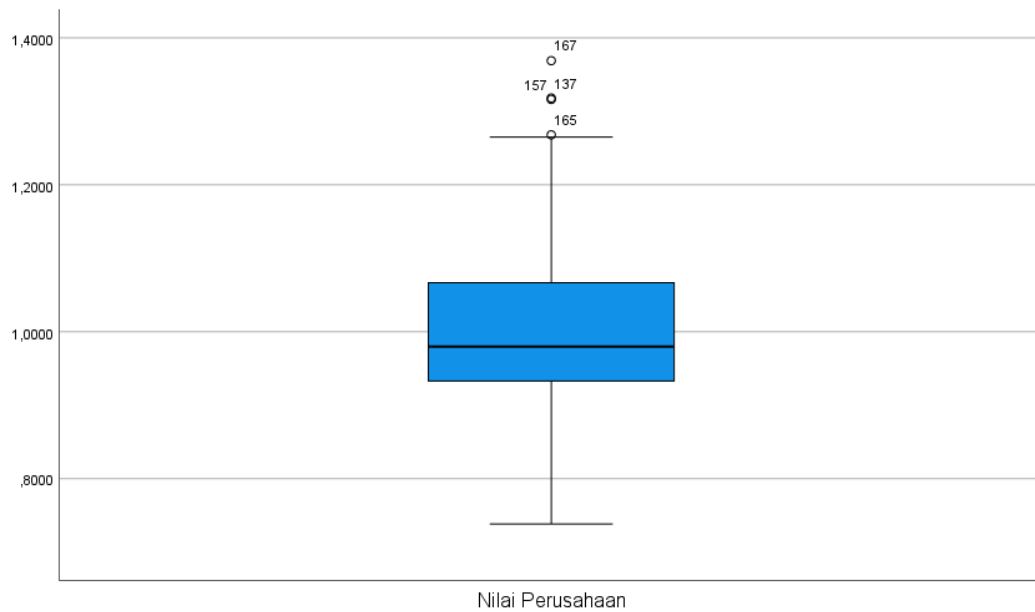


Nilai Perusahaan

Nilai Perusahaan Stem-and-Leaf Plot

Frequency	Stem & Leaf
1,00	7 . 3
1,00	7 . 5
6,00	8 . 014444
26,00	8 . 55666677778888888899999999
54,00	9 .
00000001111111111222222222333333333333344444444444444	
63,00	9 .
55555555555555566666666666666677777777777777888888889999999999	
33,00	10 . 0000000000011222333333333344444444
34,00	10 . 5555566666666666667777777888889999
9,00	11 . 022233334
18,00	11 . 55566666778899999
9,00	12 . 011123444
3,00	12 . 566
4,00	Extremes (>=1,27)

Stem width: ,1000
Each leaf: 1 case(s)

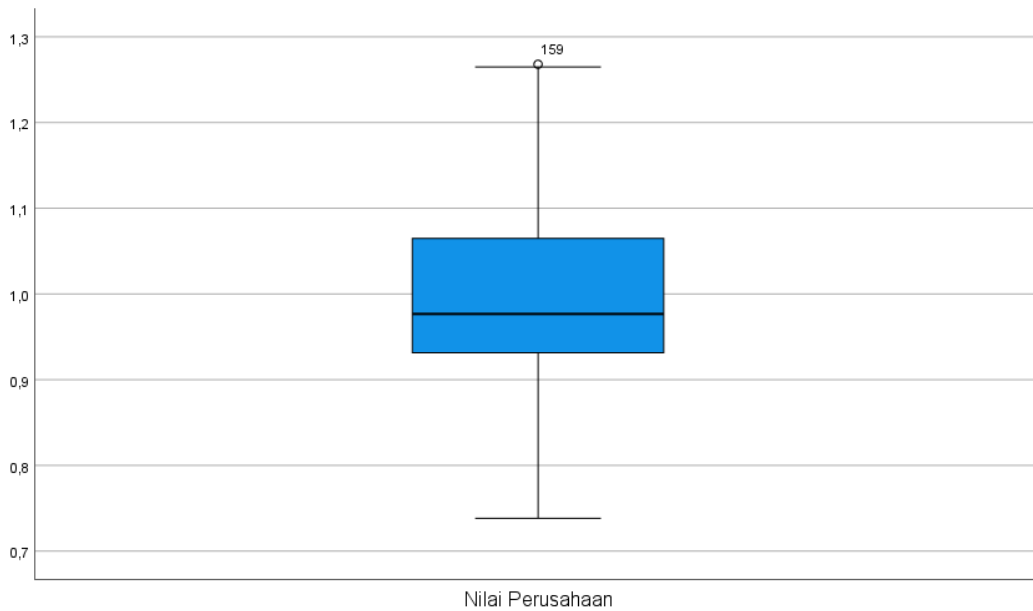


Nilai Perusahaan

Nilai Perusahaan Stem-and-Leaf Plot

Frequency	Stem & Leaf
1,00	7 . 3
1,00	7 . 5
5,00	8 . 01444
26,00	8 . 55666677778888888899999999
54,00	9 .
00000001111111111122222222223333333333333344444444444444	
63,00	9 .
5555555555555555666666666666666677777777777777888888889999999999	
30,00	10 . 00000000001222333333333344444444
33,00	10 . 55555666666666666677777788889999
9,00	11 . 022233334
18,00	11 . 55566666778899999
9,00	12 . 011123444
3,00	12 . 566
1,00	Extremes (>=1,27)

Stem width: ,10
Each leaf: 1 case(s)

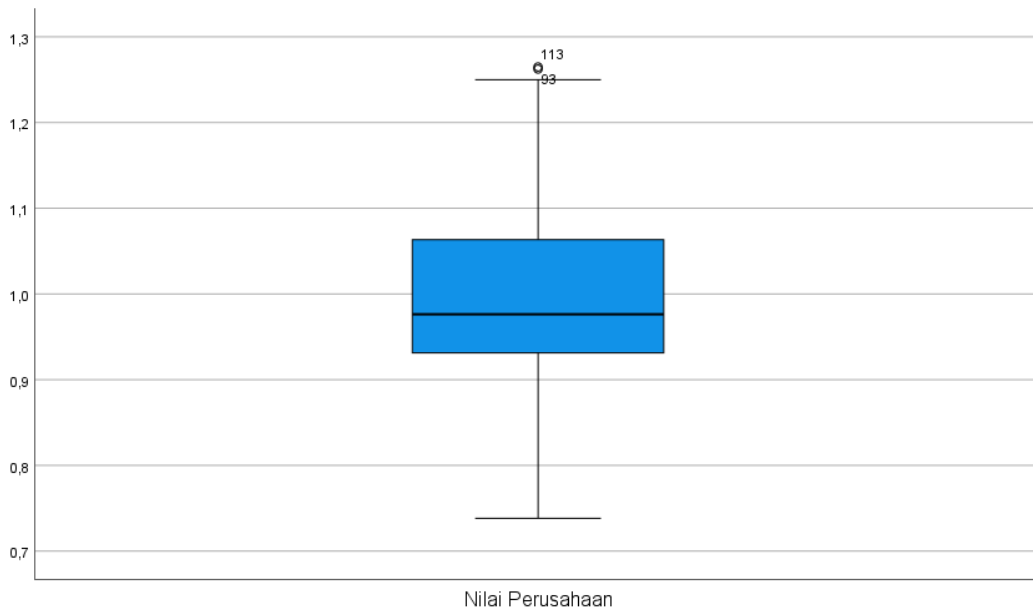


Nilai Perusahaan

Nilai Perusahaan Stem-and-Leaf Plot

Frequency	Stem & Leaf
1,00	7 . 3
1,00	7 . 5
5,00	8 . 01444
26,00	8 . 55666677778888888899999999
54,00	9 .
0000000111111111111122222222223333333333333333334444444444444444	
63,00	9 .
55555555555555556666666666666666777777777777777788888888889999999999	
30,00	10 . 00000000001222333333333344444444
33,00	10 . 55555666666666666666777777788889999
9,00	11 . 022233334
18,00	11 . 55566666778899999
9,00	12 . 011123444
1,00	12 . 5
2,00	Extremes (>=1,26)

Stem width: ,10
Each leaf: 1 case(s)

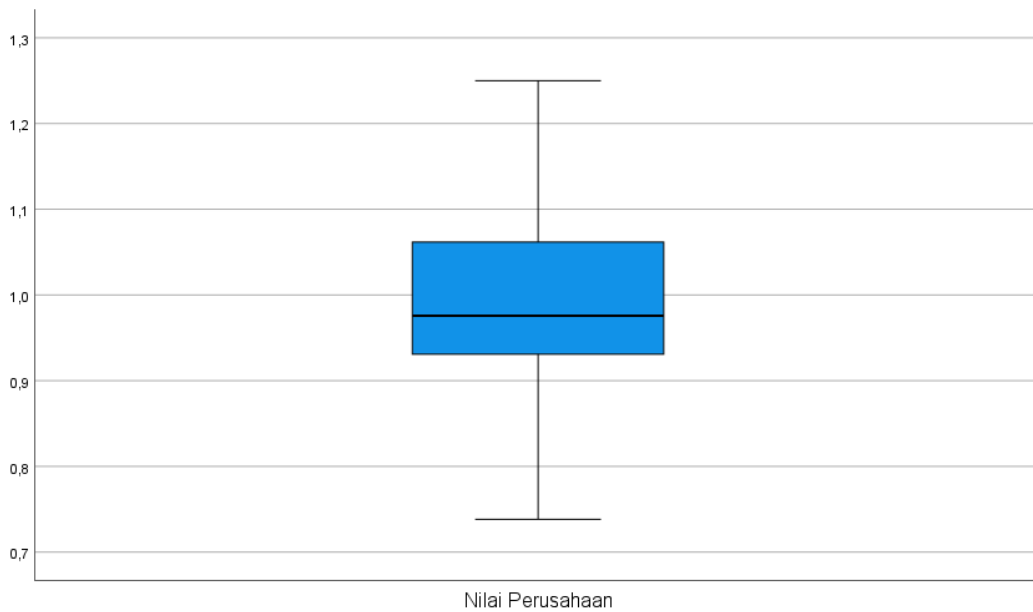


Nilai Perusahaan

Nilai Perusahaan Stem-and-Leaf Plot

Frequency	Stem & Leaf
1,00	7 . 3
1,00	7 . 5
5,00	8 . 01444
26,00	8 . 5566667777888888889999999
54,00	9 .
00000001111111111122222222223333333333333344444444444444	
63,00	9 .
5555555555555555666666666666666677777777777777888888889999999999	
30,00	10 . 00000000001222333333333344444444
33,00	10 . 55555666666666666677777788889999
9,00	11 . 022233334
18,00	11 . 55566666778899999
9,00	12 . 011123444
1,00	12 . 5

Stem width: ,10
Each leaf: 1 case(s)

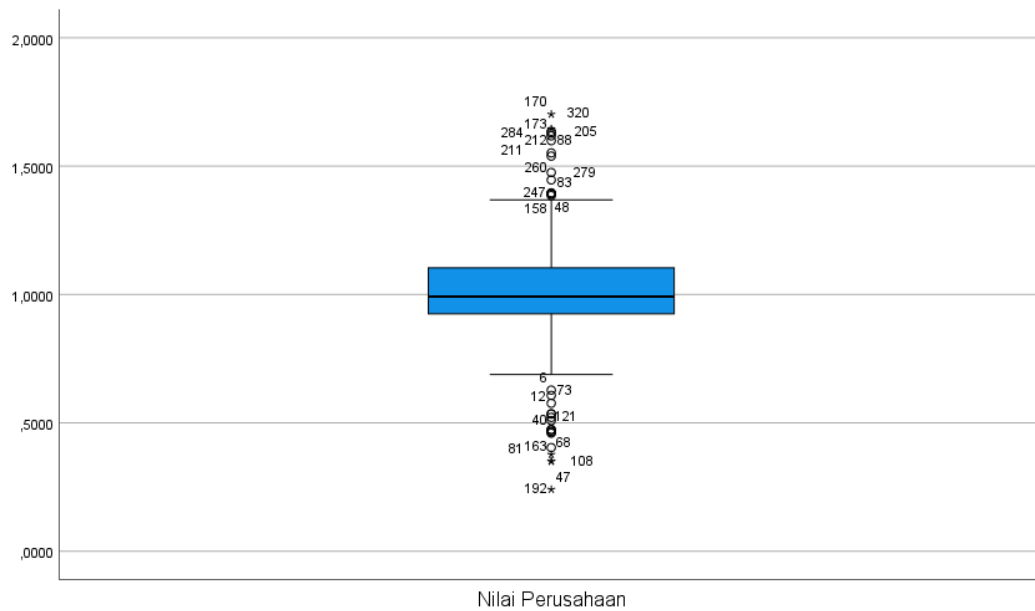


Kinerja Keuangan

Nilai Perusahaan Stem-and-Leaf Plot

Frequency	Stem &	Leaf
17,00	Extremes	(= \leq , 63)
3,00	6	. 899
5,00	7	. 23334
2,00	7	. 58
7,00	8	. 0144444
29,00	8	. 55666677777788888888999999999
56,00	9	.
0000000111111111112222222222333333333333334444444444444		
69,00	9	.
55555555555555566666666666666666777777777777778888888889999999999999		
38,00	10	. 000000000000011222223333333333444444444
36,00	10	. 555555556666666666666677777777888889999
14,00	11	. 00012222333344
26,00	11	. 55556666666666667778899999999
11,00	12	. 01112334444
9,00	12	. 566688888
14,00	13	. 00011112344444
1,00	13	. 6
15,00	Extremes	(\geq 1, 39)

Stem width: ,1000
 Each leaf: 1 case(s)



Kinerja Keuangan

Kinerja Keuangan Stem-and-Leaf Plot

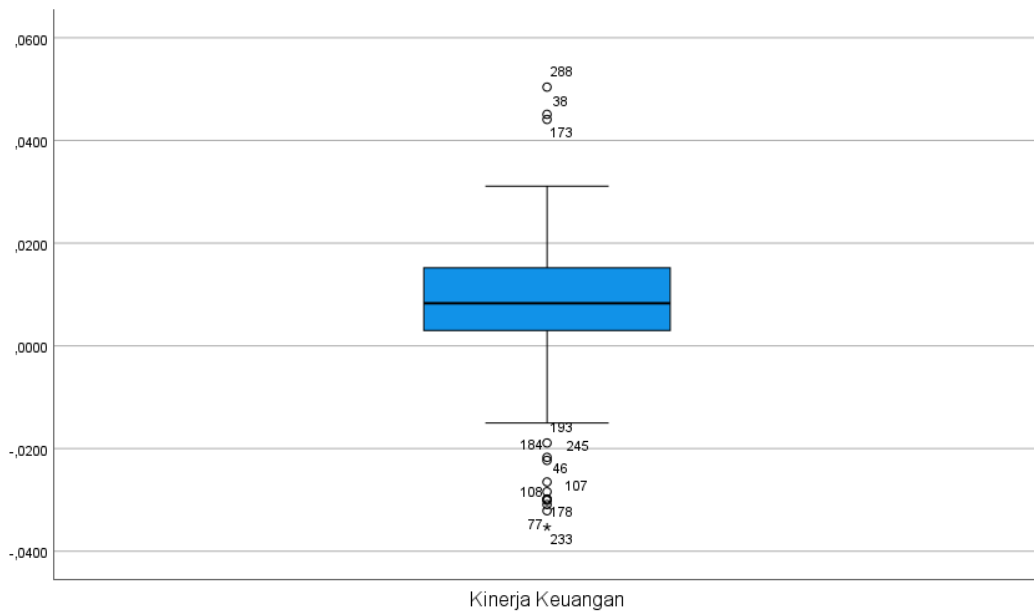
```

Frequency      Stem & Leaf

  11,00 Extremes      (= <-, 019)
   1,00      -1 .  5
   3,00      -1 . 004
   6,00      -0 . 577899
   9,00      -0 . 011122223
  76,00       0 .
000000000111111111111112222222222222222222222233333333333333333344444444444444
444
   57,00       0 .
5555555555666666666666666666666677777777777788888888888999999999
   60,00       1 .
000000000011111111111111222222222222222223333333444444444444444
   28,00       1 . 55555666666666666666667777788888
   26,00       2 . 000000000111222222222233444
   16,00       2 . 5556666777888899
   3,00       3 . 001
   3,00 Extremes      (>=, 044)

Stem width:      ,0100
Each leaf:       1 case(s)

```

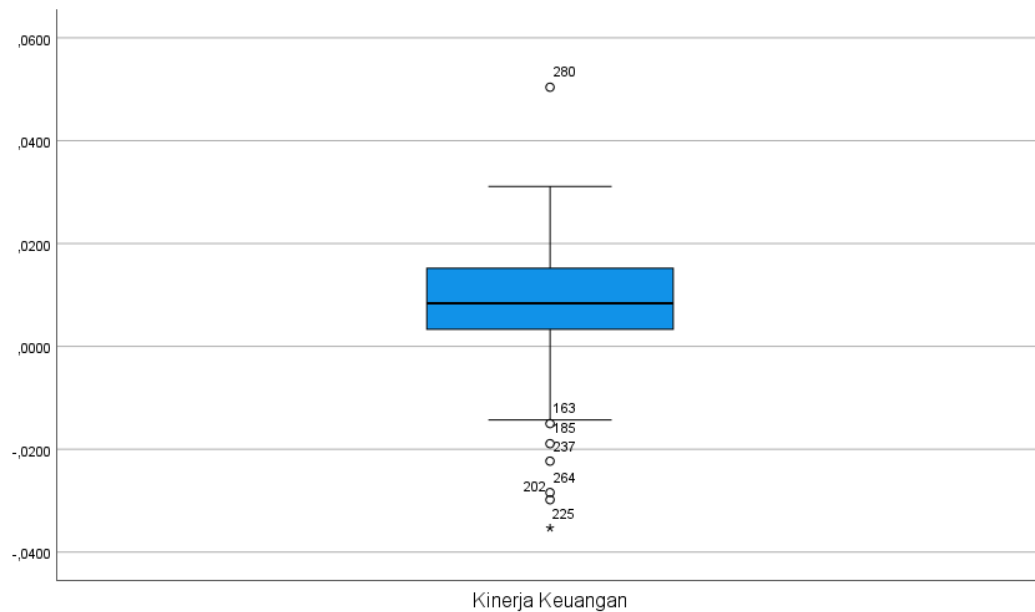


Kinerja Keuangan

Kinerja Keuangan Stem-and-Leaf Plot

Frequency	Stem &	Leaf
6,00	Extremes	(=<-,015)
3,00	-1	. 004
6,00	-0	. 577899
9,00	-0	. 011122223
76,00	0	.
00000000011111111111111222222222222222222222223333333333333333333333444444444444444444		
57,00	0	.
555555555566666666666666666666666777777777777888888888888999999999		
60,00	1	.
000000000011111111111111222222222222222222222233333333344444444444444444		
28,00	1	. 55555666666666666666666777778888
26,00	2	. 0000000001112222222222233444
16,00	2	. 5556666777888899
3,00	3	. 001
1,00	Extremes	(>=,050)

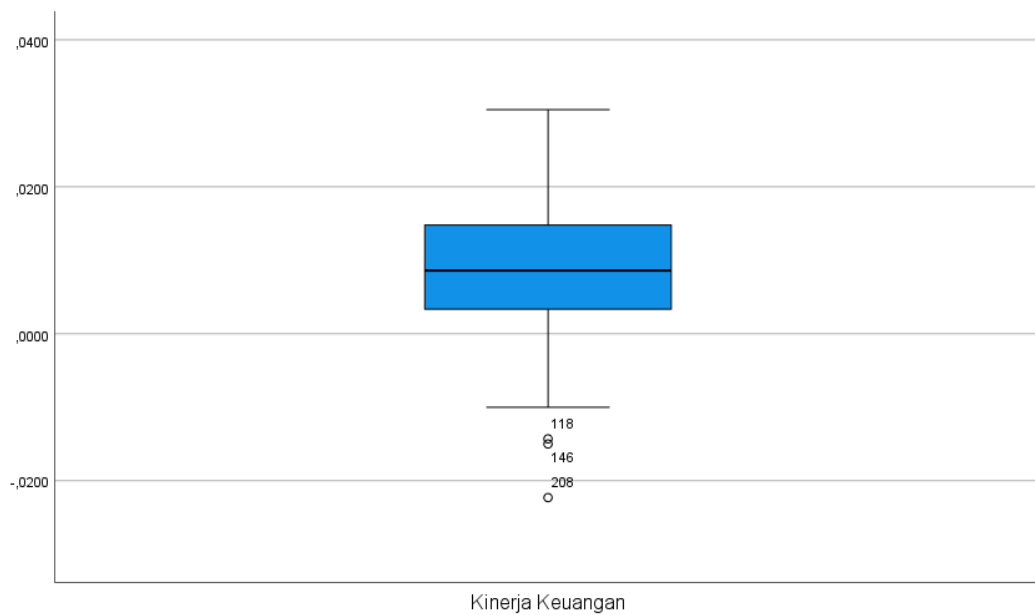
Stem width: ,0100
Each leaf: 1 case(s)



Kinerja Keuangan

Kinerja Keuangan Stem-and-Leaf Plot

```
Frequency      Stem & Leaf  
  
   3,00 Extremes      (= <- ,014)  
   1,00      -1 .  0  
   5,00      -0 .  57799  
   9,00      -0 .  011122223  
  71,00      0 .  
0000000011111111111111122222222222222222223333333333333333333444444444444444  
 49,00      0 .  555555555556666666666666666666777777778888888999999999  
 56,00      1 .  
000000000011111111111111222222222222222223333334444444444444444  
 25,00      1 .  555556666666666666666677777888  
 24,00      2 .  00000000111122222222223344  
 12,00      2 .  555666777889  
   1,00      3 .  0  
  
Stem width:      ,0100  
Each leaf:      1 case(s)
```

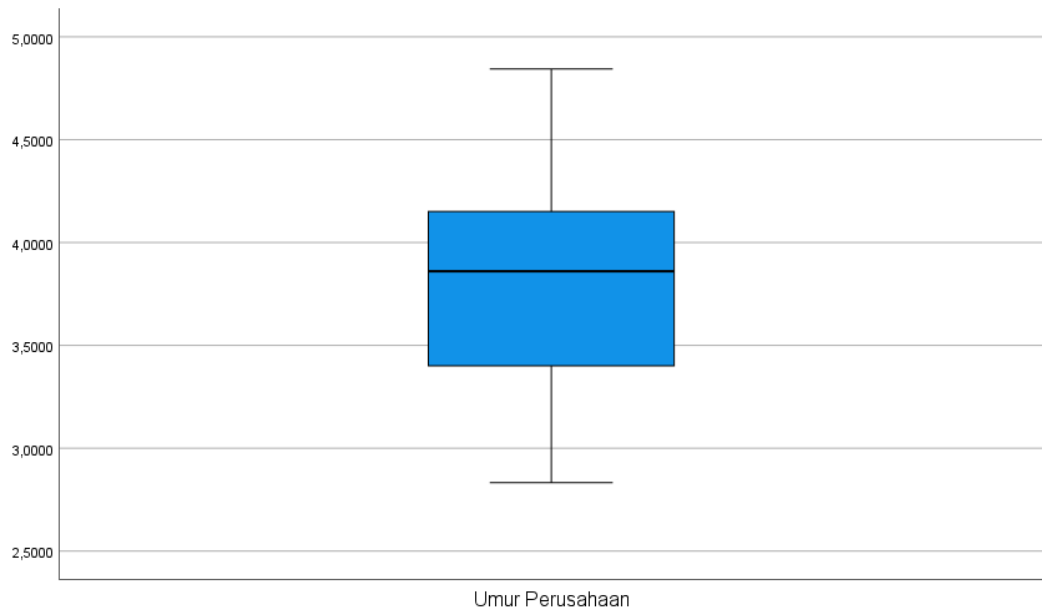


Umur Perusahaan

Umur Perusahaan Stem-and-Leaf Plot

Frequency	Stem & Leaf
3,00	2 . 899
11,00	3 . 00011111111
48,00	3 . 222222222222222222222222222233333333333333333333
38,00	3 . 4444444444444444444444444444444444445555555
17,00	3 . 666677777777777
30,00	3 . 888888888888888889999999999999
54,00	4 .
0000000000000000000000001111111111111111111111111111	
31,00	4 . 2222222222222222223333333333333
1,00	4 . 4
13,00	4 . 6666777777777
6,00	4 . 888888

Stem width: 1,0000
Each leaf: 1 case(s)

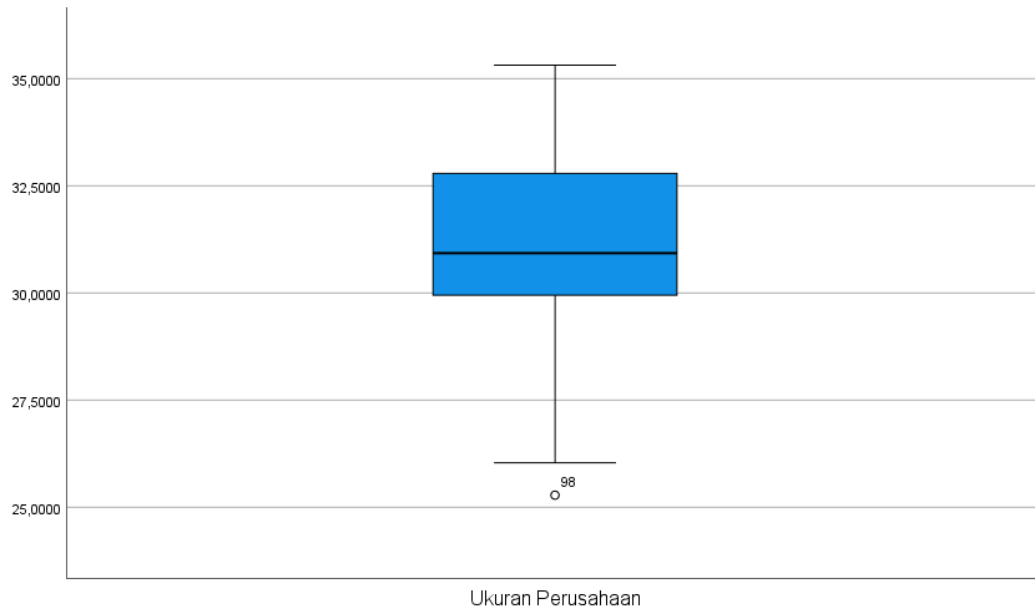


Ukuran Perusahaan

Ukuran Perusahaan Stem-and-Leaf Plot

Frequency	Stem &	Leaf
1,00	Extremes	(=<25,3)
1,00	26	. 0
,00	26	.
7,00	27	. 3333444
1,00	27	. 9
6,00	28	. 233334
10,00	28	. 555589999
23,00	29	. 00000001111222333344444
27,00	29	. 55555666666777778888999999
30,00	30	. 00000000111112222223344444444
47,00	30	. 55555556666666677777778888888888899999999
17,00	31	. 00000000122234444
9,00	31	. 555566789
19,00	32	. 0000011122222344444
42,00	32	. 555556666667777777888888888889999999
21,00	33	. 000111111122222333344
4,00	33	. 5567
8,00	34	. 00133444
12,00	34	. 556666778889
6,00	35	. 001223

Stem width: 1,0000
 Each leaf: 1 case(s)

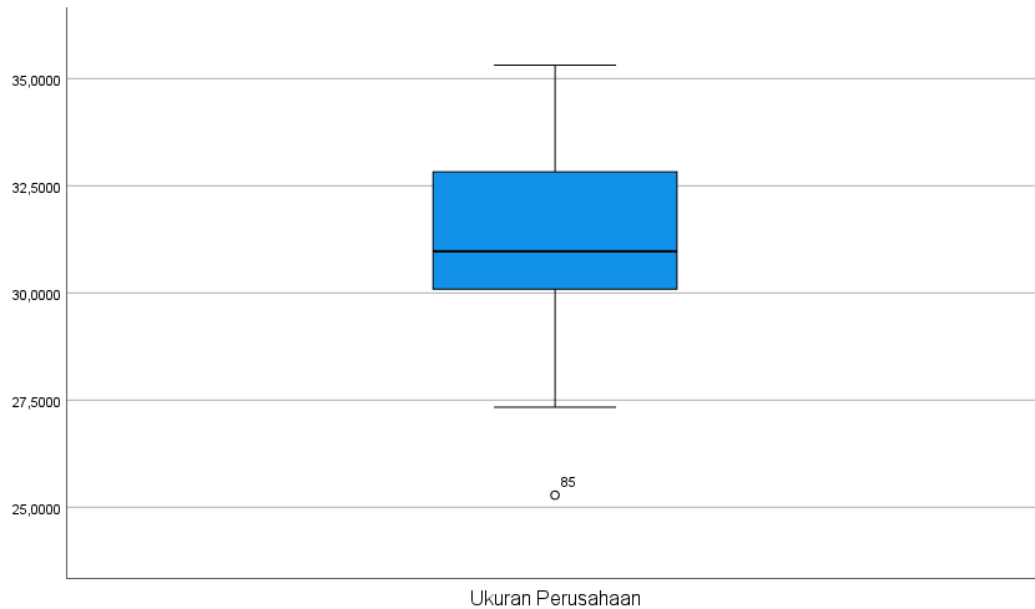


Ukuran Perusahaan

Ukuran Perusahaan Stem-and-Leaf Plot

Frequency	Stem &	Leaf
1,00	Extremes	(=<25,3)
2,00	27 .	34
,00	27 .	
6,00	28 .	233334
6,00	28 .	555899
20,00	29 .	00000111222333344444
23,00	29 .	55555666667777888899999
26,00	30 .	0000000111122222334444444
43,00	30 .	5555556666667777778888888888889999999
15,00	31 .	00000122234444
8,00	31 .	55556789
18,00	32 .	000011122222344444
38,00	32 .	55556666677777778888888888889999999
19,00	33 .	000111111222233334
4,00	33 .	5567
6,00	34 .	013344
12,00	34 .	556666778889
5,00	35 .	00123

Stem width: 1,0000
 Each leaf: 1 case(s)

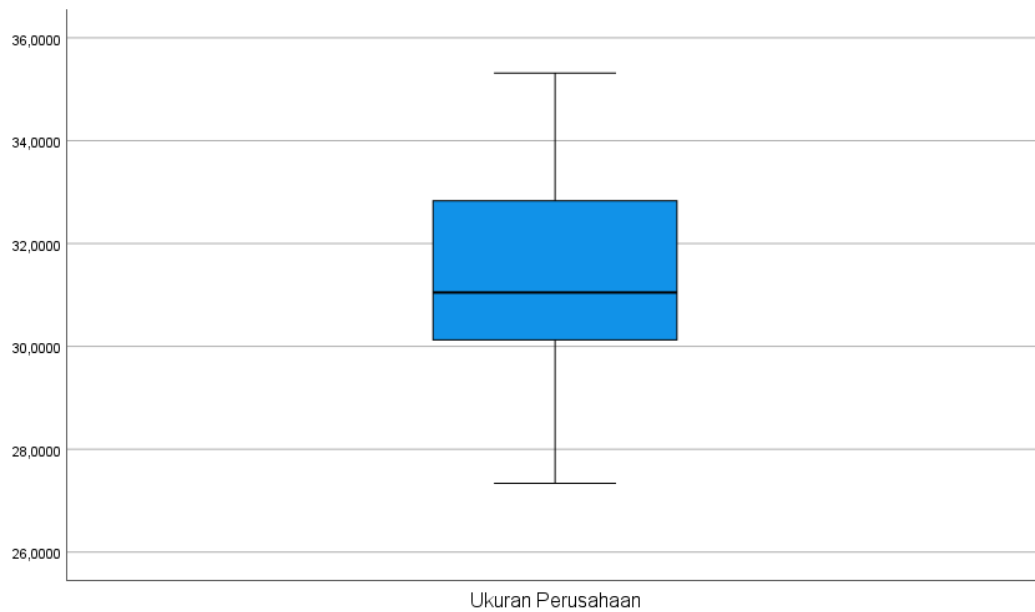


Ukuran Perusahaan

Ukuran Perusahaan Stem-and-Leaf Plot

Frequency	Stem & Leaf
1,00	27 . 3
,00	27 .
5,00	28 . 33334
5,00	28 . 55589
16,00	29 . 0001112233344444
22,00	29 . 5555556666677778899999
22,00	30 . 0000011112222223444444
39,00	30 . 5555556666666777777888888889999999
13,00	31 . 0000012223444
7,00	31 . 5556789
16,00	32 . 0011122222344444
36,00	32 . 555666667777777888888888889999999
19,00	33 . 0001111111222233334
4,00	33 . 5567
6,00	34 . 013344
10,00	34 . 5566677889
4,00	35 . 0023

Stem width: 1,0000
 Each leaf: 1 case(s)



Lampiran 2. Data Hasil Penelitian

Uji normalitas

Variables Entered/Removed^a

Model	Variables Entered	Variables Removed	Method
1	Kinerja Keuangan, Koneksi Politik ^b	.	Enter

a. Dependent Variable: Nilai Perusahaan

b. All requested variables entered.

Model Summary^b

Model	R	R Square	Adjusted R Square	Std. Error of the Estimate
1	,278 ^a	,077	,070	,09779

a. Predictors: (Constant), Kinerja Keuangan, Koneksi Politik

b. Dependent Variable: Nilai Perusahaan

ANOVA^a

Model		Sum of Squares	df	Mean Square	F	Sig.
1	Regression	,196	2	,098	10,233	,000 ^b
	Residual	2,343	245	,010		
	Total	2,539	247			

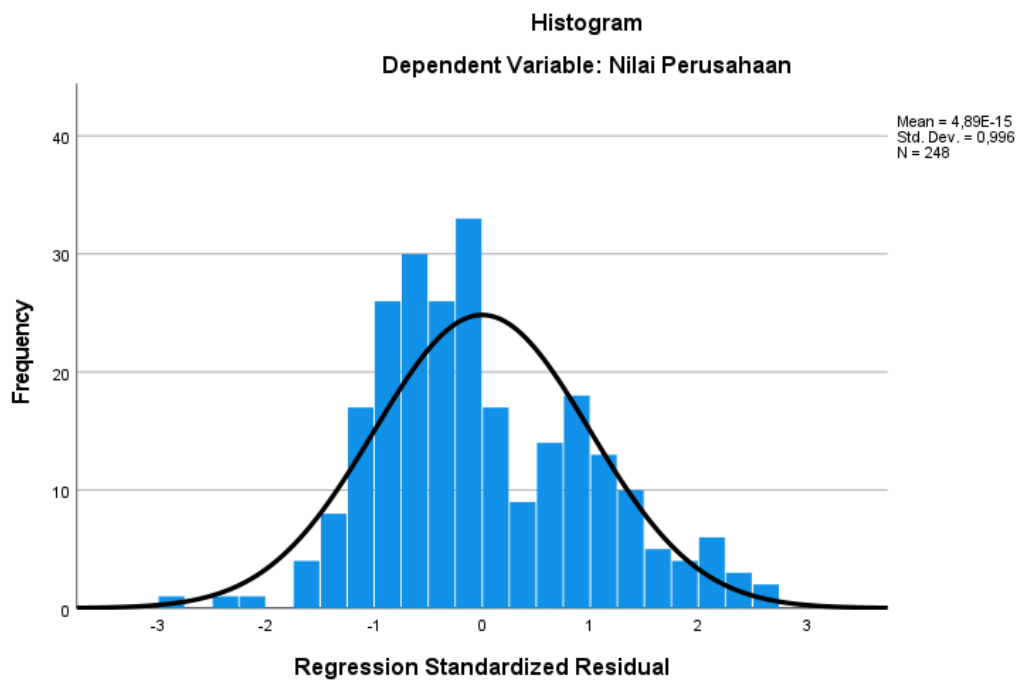
a. Dependent Variable: Nilai Perusahaan

b. Predictors: (Constant), Kinerja Keuangan, Koneksi Politik

Residuals Statistics^a

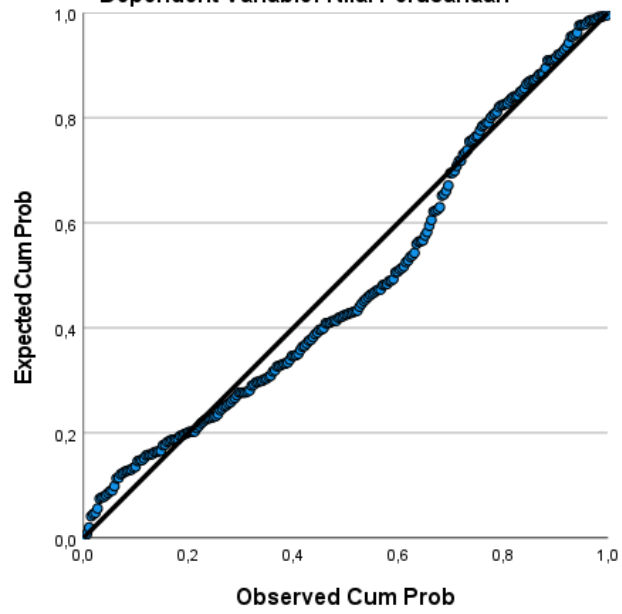
	Minimum	Maximum	Mean	Std. Deviation	N
Predicted Value	,9646	1,0878	1,0009	,02815	248
Std. Predicted Value	-1,287	3,089	,000	1,000	248
Standard Error of Predicted Value	,006	,021	,010	,003	248
Adjusted Predicted Value	,9610	1,0870	1,0007	,02806	248
Residual	-,27166	,25149	,00000	,09739	248
Std. Residual	-2,778	2,572	,000	,996	248
Stud. Residual	-2,800	2,623	,001	1,004	248
Deleted Residual	-,27601	,26169	,00018	,09889	248
Stud. Deleted Residual	-2,840	2,656	,002	1,008	248
Mahal. Distance	,001	10,546	1,992	1,991	248
Cook's Distance	,000	,093	,005	,010	248
Centered Leverage Value	,000	,043	,008	,008	248

a. Dependent Variable: Nilai Perusahaan



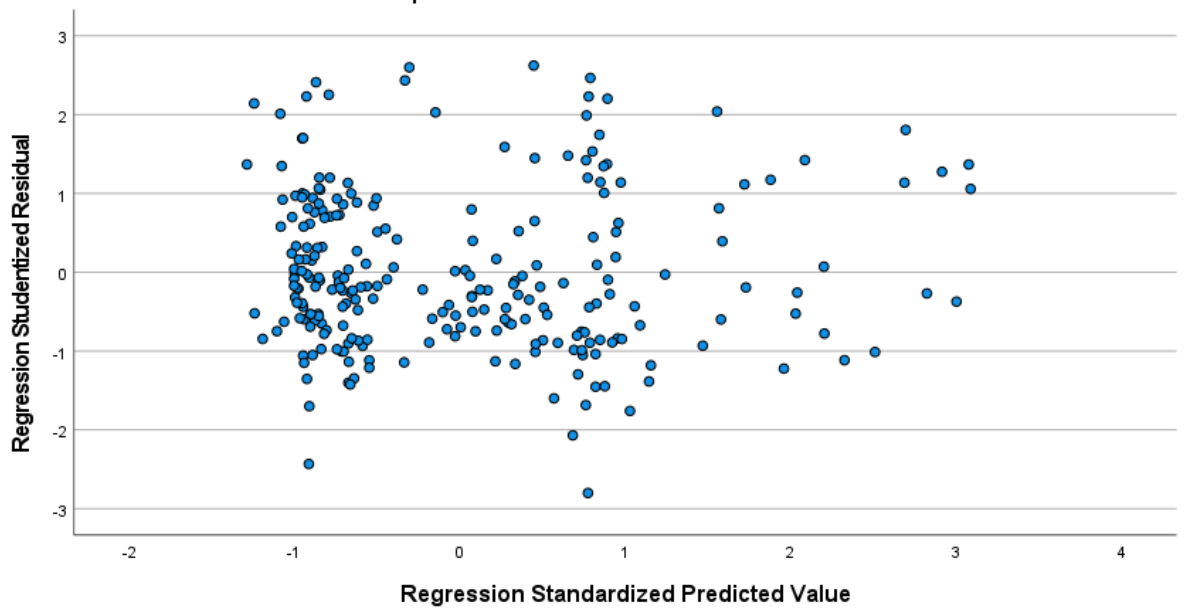
Normal P-P Plot of Regression Standardized Residual

Dependent Variable: Nilai Perusahaan



Scatterplot

Dependent Variable: Nilai Perusahaan



One-Sample Kolmogorov-Smirnov Test

		Unstandardized Residual	
N		248	
Normal Parameters ^{a,b}	Mean	,0000000	
	Std. Deviation	,09739343	
Most Extreme Differences	Absolute	,100	
	Positive	,100	
	Negative	-,052	
Test Statistic		,100	
Asymp. Sig. (2-tailed) ^c		,000	
Monte Carlo Sig. (2-tailed) ^d	Sig.	,000	
	99% Confidence Interval	Lower Bound	,000
		Upper Bound	,000

a. Test distribution is Normal.

b. Calculated from data.

c. Lilliefors Significance Correction.

d. Lilliefors' method based on 10000 Monte Carlo samples with starting seed 1556559737.

LG10

Variables Entered/Removed^a

Model	Variables Entered	Variables Removed	Method
1	LG_K2, LG_X, LG_Z, LG_K1 ^b	.	Enter

a. Dependent Variable: LG_Y

b. All requested variables entered.

Model Summary^b

Model	R	R Square	Adjusted R Square	Std. Error of the Estimate
1	,501 ^a	,251	,222	,03406

a. Predictors: (Constant), LG_K2, LG_X, LG_Z, LG_K1

b. Dependent Variable: LG_Y

ANOVA^a

Model		Sum of Squares	df	Mean Square	F	Sig.
1	Regression	,040	4	,010	8,719	,000 ^b
	Residual	,121	104	,001		
	Total	,161	108			

a. Dependent Variable: LG_Y

b. Predictors: (Constant), LG_K2, LG_X, LG_Z, LG_K1

Coefficients^a

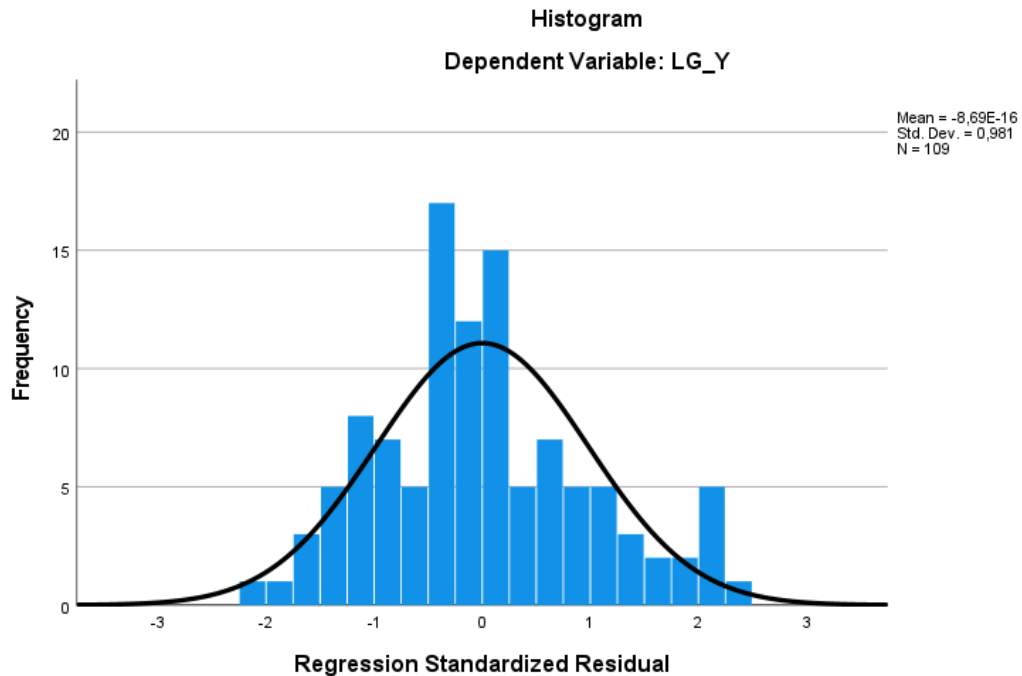
Model		Unstandardized Coefficients		Standardized Coefficients	t	Sig.
		B	Std. Error	Beta		
1	(Constant)	,607	,264		2,297	,024
	LG_X	,062	,016	,353	3,962	,000
	LG_Z	,025	,009	,271	2,782	,006
	LG_K1	-,153	,072	-,209	-2,115	,037
	LG_K2	-,283	,177	-,166	-1,595	,114

a. Dependent Variable: LG_Y

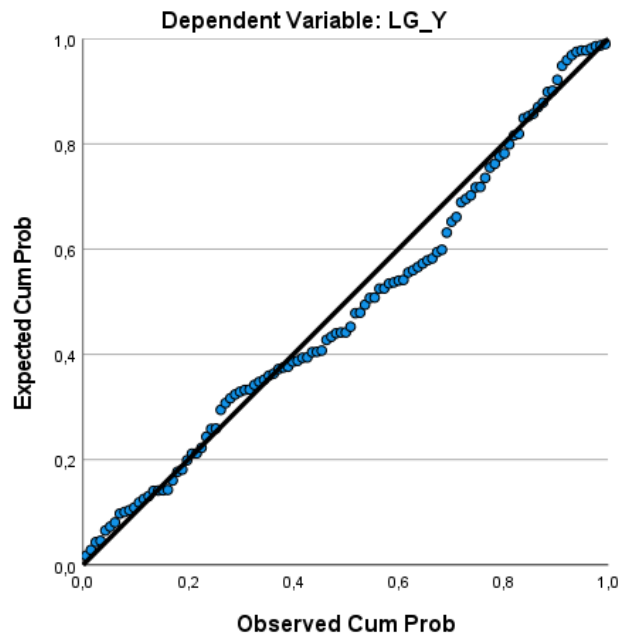
Residuals Statistics^a

	Minimum	Maximum	Mean	Std. Deviation	N
Predicted Value	-,0475	,0448	,0012	,01936	109
Std. Predicted Value	-2,517	2,250	,000	1,000	109
Standard Error of Predicted Value	,004	,018	,007	,003	109
Adjusted Predicted Value	-,0465	,0482	,0010	,01958	109
Residual	-,07181	,07910	,00000	,03343	109
Std. Residual	-2,108	2,322	,000	,981	109
Stud. Residual	-2,133	2,359	,003	1,007	109
Deleted Residual	-,07351	,08275	,00023	,03519	109
Stud. Deleted Residual	-2,171	2,413	,006	1,016	109
Mahal. Distance	,245	29,559	3,963	4,285	109
Cook's Distance	,000	,108	,011	,021	109
Centered Leverage Value	,002	,274	,037	,040	109

a. Dependent Variable: LG_Y

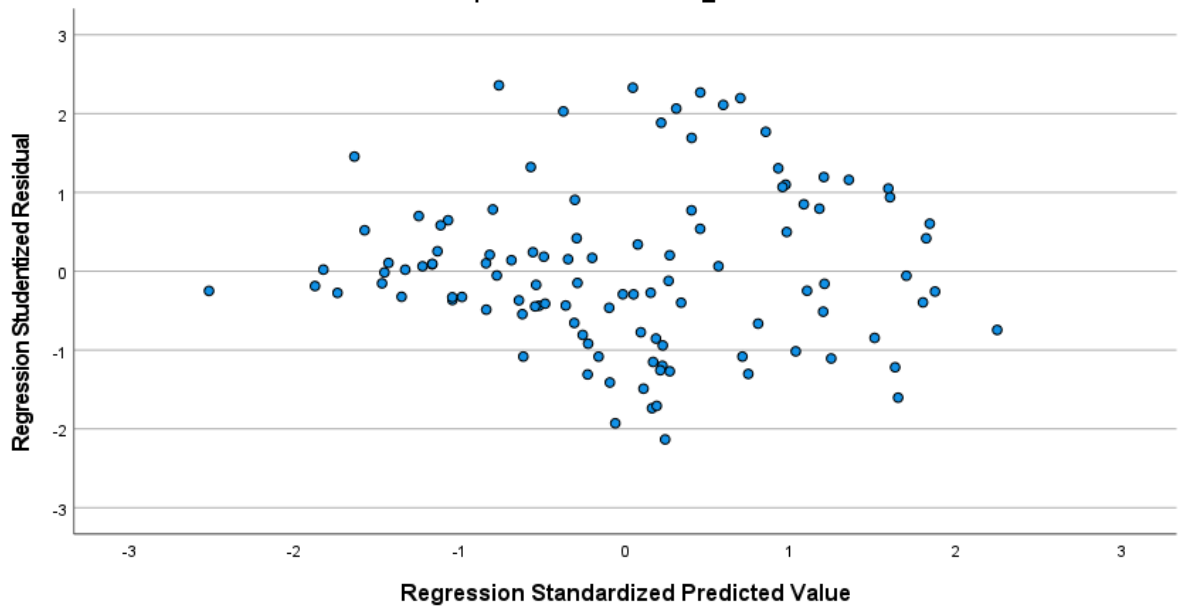


Normal P-P Plot of Regression Standardized Residual



Scatterplot

Dependent Variable: LG_Y



One-Sample Kolmogorov-Smirnov Test

		Unstandardized Residual	
N		109	
Normal Parameters ^{a,b}	Mean	,0000000	
	Std. Deviation	,03342586	
Most Extreme Differences	Absolute	,087	
	Positive	,087	
	Negative	-,045	
Test Statistic		,087	
Asymp. Sig. (2-tailed) ^c		,060	
Monte Carlo Sig. (2-tailed) ^d	Sig.	,061	
	99% Confidence Interval	Lower Bound	,036
		Upper Bound	,046

a. Test distribution is Normal.

b. Calculated from data.

c. Lilliefors Significance Correction.

d. Lilliefors' method based on 10000 Monte Carlo samples with starting seed 475497203.

Multikolinearitas

Coefficients^a

Model		Collinearity Statistics	
		Tolerance	VIF
1	LG_X	,908	1,101
	LG_Z	,757	1,321
	LG_K1	,738	1,354
	LG_K2	,662	1,510

a. Dependent Variable: LG_Y

Statistik deskriptif

Descriptive Statistics

	N	Minimum	Maximum	Mean	Std. Deviation
LG_X	109	-1,08	-,20	-,6065	,21940
LG_Y	109	-,07	,09	,0012	,03863
LG_Z	109	-4,00	-1,53	-2,0357	,42006
LG_K1	109	,45	,68	,5901	,05271
LG_K2	109	1,44	1,55	1,5098	,02271
Valid N (listwise)	109				

Autokorelasi

Model Summary^b

Model	R	R Square	Adjusted R Square	Std. Error of the Estimate	Durbin-Watson
1	,501 ^a	,251	,222	,03406	1,689

a. Predictors: (Constant), LG_K2, LG_X, LG_Z, LG_K1

b. Dependent Variable: LG_Y

Model Summary^b

Model	R	R Square	Adjusted R Square	Std. Error of the Estimate	Durbin-Watson
1	,524 ^a	,274	,246	,03359	1,996

a. Predictors: (Constant), lag_K2, lag_X, lag_K1, lag_Z

b. Dependent Variable: lag_Y

Setelah penyembuhan autokorelasi

Variables Entered/Removed^a

Model	Variables	Variables	Method
	Entered	Removed	
1	lag_K2, lag_X, lag_K1, lag_Z ^b	.	Enter

- a. Dependent Variable: lag_Y
 b. All requested variables entered.

Model Summary^b

Model	R	R Square	Adjusted R Square	Std. Error of the Estimate
1	,524 ^a	,274	,246	,03359

- a. Predictors: (Constant), lag_K2, lag_X, lag_K1, lag_Z
 b. Dependent Variable: lag_Y

ANOVA^a

Model		Sum of Squares	df	Mean Square	F	Sig.
1	Regression	,044	4	,011	9,730	,000 ^b
	Residual	,116	103	,001		
	Total	,160	107			

- a. Dependent Variable: lag_Y
 b. Predictors: (Constant), lag_K2, lag_X, lag_K1, lag_Z

Coefficients^a

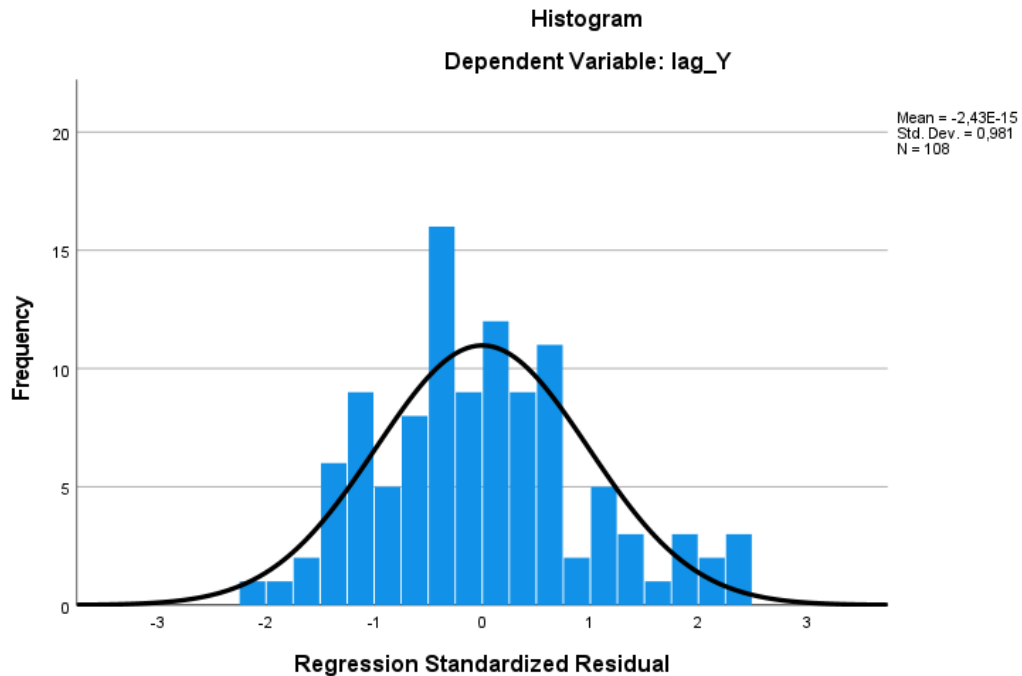
Model		Unstandardized Coefficients		Standardized Coefficients	t	Sig.
		B	Std. Error	Beta		
1	(Constant)	,620	,226		2,748	,007
	lag_X	,057	,016	,324	3,656	,000
	lag_Z	,028	,009	,307	3,130	,002
	lag_K1	-,185	,069	-,254	-2,670	,009
	lag_K2	-,349	,175	-,202	-1,990	,049

- a. Dependent Variable: lag_Y

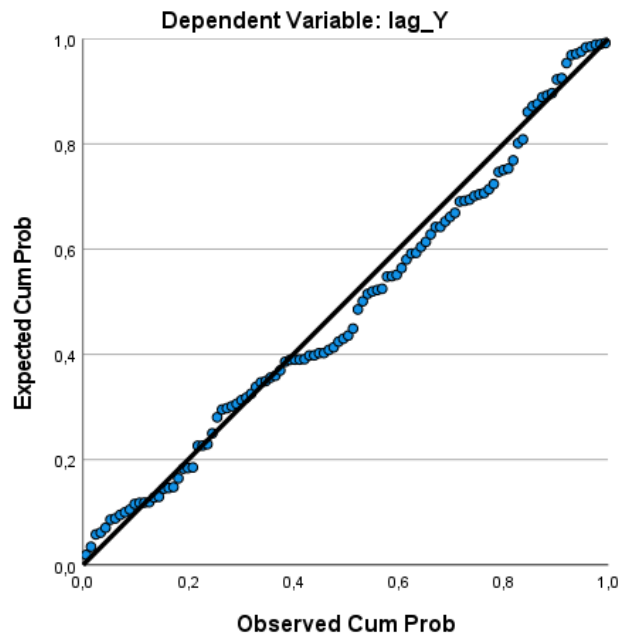
Residuals Statistics^a

	Minimum	Maximum	Mean	Std. Deviation	N
Predicted Value	-,0541	,0439	,0012	,02026	108
Std. Predicted Value	-2,731	2,104	,000	1,000	108
Standard Error of Predicted Value	,003	,018	,007	,003	108
Adjusted Predicted Value	-,0535	,0465	,0010	,02058	108
Residual	-,06970	,08050	,00000	,03296	108
Std. Residual	-2,075	2,396	,000	,981	108
Stud. Residual	-2,098	2,493	,003	1,007	108
Deleted Residual	-,07125	,08711	,00024	,03471	108
Stud. Deleted Residual	-2,134	2,559	,006	1,016	108
Mahal. Distance	,125	29,651	3,963	4,190	108
Cook's Distance	,000	,119	,011	,021	108
Centered Leverage Value	,001	,277	,037	,039	108

a. Dependent Variable: lag_Y

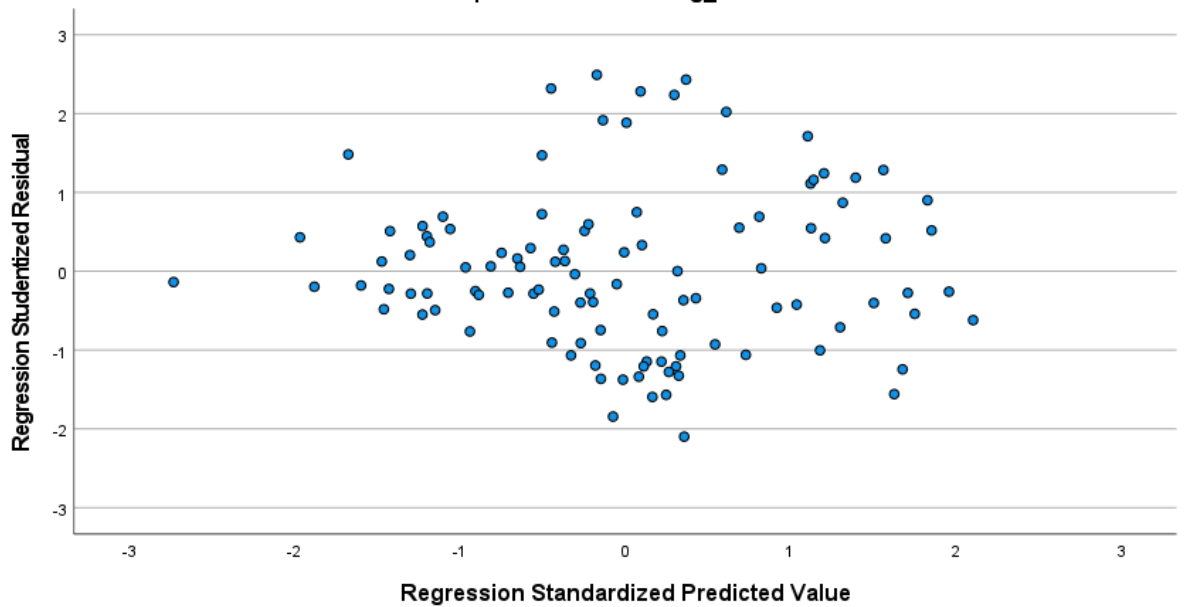


Normal P-P Plot of Regression Standardized Residual



Scatterplot

Dependent Variable: lag_Y



Uji normalitas

One-Sample Kolmogorov-Smirnov Test

		Unstandardized Residual	
N		108	
Normal Parameters ^{a,b}	Mean	,0000000	
	Std. Deviation	,03295772	
Most Extreme Differences	Absolute	,075	
	Positive	,075	
	Negative	-,045	
Test Statistic		,075	
Asymp. Sig. (2-tailed) ^c		,172	
Monte Carlo Sig. (2-tailed) ^d	Sig.	,144	
	99% Confidence Interval	Lower Bound	,135
		Upper Bound	,153

a. Test distribution is Normal.

b. Calculated from data.

c. Lilliefors Significance Correction.

d. Lilliefors' method based on 10000 Monte Carlo samples with starting seed 299883525.

Analisis statistik deskriptif

Descriptive Statistics

	N	Minimum	Maximum	Mean	Std. Deviation
lag_X	108	-,96	-,12	-,5154	,21856
lag_Y	108	-,06	,09	,0012	,03869
lag_Z	108	-3,67	-1,13	-1,7296	,42605
lag_K1	108	,35	,59	,5023	,05316
lag_K2	108	1,22	1,32	1,2836	,02239
Valid N (listwise)	108				

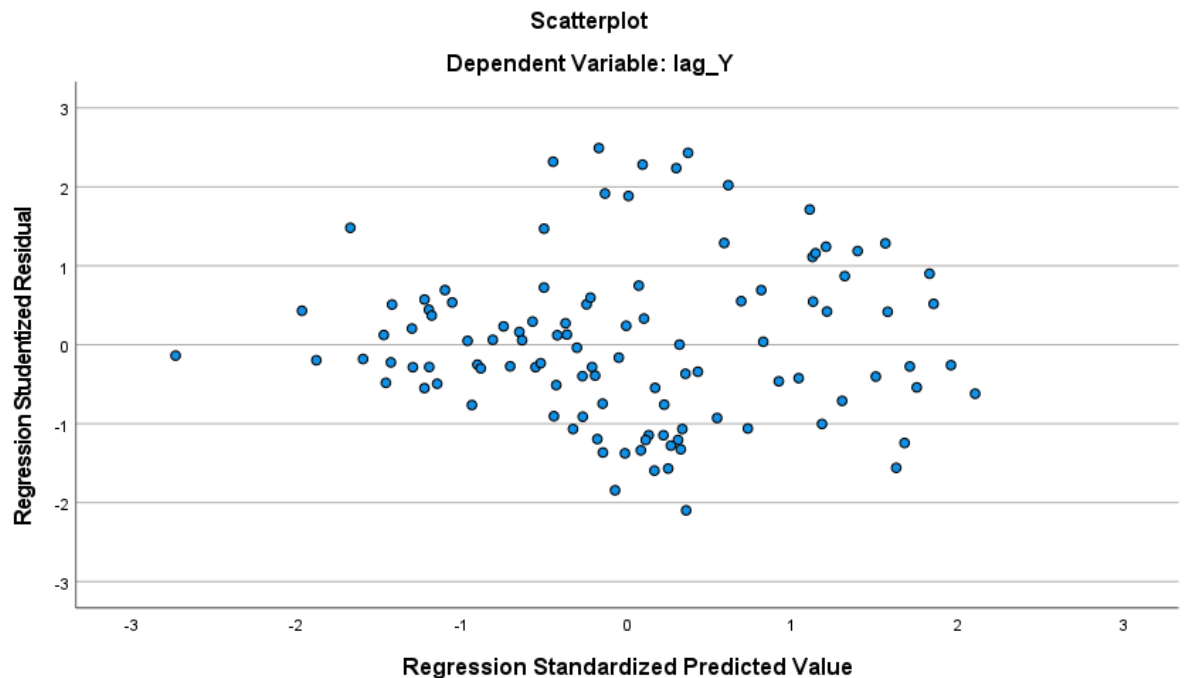
Uji multikolinearitas

Coefficients^a

Model		Collinearity Statistics	
		Tolerance	VIF
1	lag_X	,899	1,113
	lag_Z	,733	1,365
	lag_K1	,777	1,287
	lag_K2	,684	1,462

a. Dependent Variable: lag_Y

Uji heteroskedastisitas



Uji glejser

Coefficients^a

Model		Unstandardized Coefficients		Standardized Coefficients	t	Sig.
		B	Std. Error	Beta		
1	(Constant)	,206	,127		1,620	,108
	lag_X	,036	,009	,390	4,079	,000
	lag_Z	,006	,005	,133	1,258	,211
	lag_K1	,056	,039	,148	1,443	,152
	lag_K2	-,139	,099	-,155	-1,410	,162

a. Dependent Variable: Abs_RES

Autokorelasi

Model Summary^b

Model	R	R Square	Adjusted R Square	Std. Error of the Estimate	Durbin-Watson
1	,524 ^a	,274	,246	,03359	1,996

a. Predictors: (Constant), lag_K2, lag_X, lag_K1, lag_Z

b. Dependent Variable: lag_Y

Uji analisis linier sederhana

Coefficients^a

Model		Unstandardized Coefficients		Standardized Coefficients	t	Sig.
		B	Std. Error	Beta		
1	(Constant)	,620	,226		2,748	,007
	lag_X	,057	,016	,324	3,656	,000
	lag_Z	,028	,009	,307	3,130	,002
	lag_K1	-,185	,069	-,254	-2,670	,009
	lag_K2	-,349	,175	-,202	-1,990	,049

a. Dependent Variable: lag_Y

Uji hipotesis

Uji T

Coefficients^a

Model		Unstandardized Coefficients		Standardized Coefficients	t	Sig.
		B	Std. Error	Beta		
1	(Constant)	,620	,226		2,748	,007
	lag_X	,057	,016	,324	3,656	,000
	lag_Z	,028	,009	,307	3,130	,002
	lag_K1	-,185	,069	-,254	-2,670	,009
	lag_K2	-,349	,175	-,202	-1,990	,049

a. Dependent Variable: lag_Y

Uji sobel

1. x – z

Coefficients^a

Model		Unstandardized Coefficients		Standardized	t	Sig.
		B	Std. Error	Coefficients		
				Beta		
1	(Constant)	-1,882	,105		-17,975	,000
	lag_X	-,296	,187	-,152	-1,579	,117

a. Dependent Variable: lag_Z

2. xz-y

Coefficients^a

Model		Unstandardized Coefficients		Standardized	t	Sig.
		B	Std. Error	Coefficients		
				Beta		
1	(Constant)	,620	,226		2,748	,007
	lag_X	,057	,016	,324	3,656	,000
	lag_Z	,028	,009	,307	3,130	,002
	lag_K1	-,185	,069	-,254	-2,670	,009
	lag_K2	-,349	,175	-,202	-1,990	,049

a. Dependent Variable: lag_Y

To conduct the Sobel test

Details can be found in Baron and Kenny (1986), Sobel (1982), Goodman (1960), and MacKinnon, Warsi, and Dwyer (1995). Insert the a , b , s_a , and s_b into the cells below and this program will calculate the critical ratio as a test of whether the indirect effect of the IV on the DV via the mediator is significantly different from zero.

Input:		Test statistic:	Std. Error:	p-value:
a	<input type="text" value="-0.296"/>	Sobel test: <input type="text" value="-1.41078539"/>	<input type="text" value="0.00587474"/>	<input type="text" value="0.1583079"/>
b	<input type="text" value="0.028"/>	Aroian test: <input type="text" value="-1.35622904"/>	<input type="text" value="0.00611106"/>	<input type="text" value="0.1750263"/>
s_a	<input type="text" value="0.187"/>	Goodman test: <input type="text" value="-1.47250389"/>	<input type="text" value="0.00562851"/>	<input type="text" value="0.14088486"/>
s_b	<input type="text" value="0.009"/>	<input type="button" value="Reset all"/>	<input type="button" value="Calculate"/>	

Lampiran 3. Tabulasi Data

No	Nama Perusahaan	Kode	Tahun	Variabel			Variabel Kontrol	
				(Y) Tobin's Q	(X) Koneksi Politik	(Z) ROA	Umur Perusahaan	Ukuran Perusahaan
1	Bank Raya Indonesia Tbk	AGRO	2015	0,9714	0,2500	0,0074	3,2581	29,7550
2	Bank IBK Indonesia Tbk	AGRS	2015	0,9710	0,0000	0,0009	3,7136	29,0702
3	Bank Amar Indonesia Tbk	AMAR	2015	0,1906	0,0000	0,0072	3,1781	26,9270
4	Bank Jago Tbk	ARTO	2015	0,9856	0,3333	0,0032	3,1355	27,3375
5	Bank MNC Internasional Tbk	BABP	2015	1,0169	0,3333	0,0056	3,2581	30,1273
6	Bank Capital Indonesia Tbk	BACA	2015	1,0087	0,0000	0,0067	3,2581	30,1291
7	Bank Aladin Syariah Tbk	BANK	2015	0,6279	0,0000	-0,1687	2,9957	28,1869
8	Bank Central Asia Tbk	BBCA	2015	1,3962	0,4000	0,0298	4,0604	34,0185
9	Allo Bank Indonesia Tbk	BBHI	2015	1,0298	0,0000	-0,0194	3,1355	28,3629
10	Bank KB Bukopin Tbk	BBKP	2015	0,6935	0,0000	0,0267	3,4657	26,0387
11	Bank Mestika Dharma Tbk	BBMD	2015	1,4375	0,0000	0,0206	4,0943	29,8728
12	Bank Negara Indonesia (Persero) Tbk	BBNI	2015	0,9945	0,6250	0,0410	4,2341	33,8627
13	Bank Rakyat Indonesia (Persero) Tbk	BBRI	2015	1,1889	0,6250	0,0283	4,7875	34,4092
14	Krom Bank Indonesia Tbk	BBSI	2015	0,6071	0,0000	0,0126	4,0604	27,2371
15	Bank Tabungan Negara (Persero) Tbk	BBTN	2015	0,9991	0,2000	0,0105	4,1744	32,7774
16	Bank Neo Commerce Tbk	BBYB	2015	1,1743	0,7500	0,0175	3,2189	28,8600
17	Bank Jtrust Indonesia Tbk	BCIC	2015	4,3422	0,0000	-0,0532	2,8904	30,2100
18	Bank Danamon Indonesia Tbk	BDMN	2015	0,8184	0,2500	0,0135	4,0775	32,8678
19	Bank Pembangunan Daerah Banten Tbk	BEKS	2015	1,0435	0,2500	-0,0561	3,1355	29,4173
20	Bank Ganesha Tbk	BGTG	2015	1,0715	0,0000	0,0025	3,2189	28,3113

21	Bank Ina Perdana Tbk	BINA	2015	1,1391	0,3333	0,0083	3,2189	28,3641
22	Bank Pembangunan Daerah Jawa Barat dan Banten Tbk	BJBR	2015	0,9195	0,2500	0,0156	3,9890	32,1163
23	Bank Pembangunan Daerah Jawa Timur Tbk	BJTM	2015	1,0052	0,2000	0,0207	3,9890	31,3876
24	Bank QNB Indonesia Tbk	BKSW	2015	1,0045	0,1667	0,0062	4,6250	30,8798
25	Bank Maspion Indonesia Tbk	BMAS	2015	1,1296	0,0000	0,0418	3,2581	29,3070
26	Bank Mandiri (Persero) Tbk	BMRI	2015	1,0461	0,2500	0,0225	2,8332	34,4445
27	Bank Bumi Arta Tbk	BNBA	2015	0,8789	0,0000	0,0982	3,8712	29,5131
28	Bank CIMB Niaga Tbk	BNGA	2015	0,8801	0,1250	0,0010	4,0943	33,1069
29	Bank Maybank Indonesia Tbk	BNII	2015	0,9736	0,1667	0,0076	4,0254	32,6912
30	Bank Permata Tbk	BNLI	2015	0,9585	0,1250	0,0104	4,1109	32,8388
31	Bank Syariah Indonesia Tbk	BRIS	2015	0,3467	0,4000	0,0052	1,9459	30,8186
32	Bank Sinarmas Tbk	BSIM	2015	1,0684	0,0000	0,0175	3,2581	30,9585
33	Bank of India Indonesia Tbk	BSWD	2015	0,8454	0,0000	0,0122	3,8501	29,4373
34	Bank BTPN Tbk	BTPN	2015	0,9634	0,1667	0,0234	4,0431	32,0260
35	Bank BTPN Syariah Tbk	BTPS	2015	0,1878	0,3333	0,0336	3,1781	29,2776
36	Bank Victoria Internasional Tbk	BVIS	2015	0,8935	0,0000	0,0152	3,1355	30,7774
37	Bank Oke Indonesia	DNAR	2015	0,9140	0,0000	0,0066	3,5553	28,3603
38	Bank Artha Graha Internasional Tbk	INPC	2015	0,9232	0,3333	0,0030	3,7377	30,8547
39	Bank Multiarta Sentosa Tbk	MASB	2015	0,9760	0,0000	0,0100	3,1355	29,1948
40	Bank Mayapada Internasional Tbk	MAYA	2015	1,0805	0,2000	0,0014	3,2581	31,4877
41	Bank China Construction Bank Indonesia Tbk	MCOR	2015	1,0542	0,0000	0,0067	3,7136	29,9425
42	Bank Mega Tbk	MEGA	2015	1,1655	0,0000	0,0681	3,8286	31,8538
43	Bank OCBC NISP Tbk	NISP	2015	0,9852	0,0000	0,0122	4,3041	32,4225
44	Bank Nationalnobu Tbk	NOBU	2015	1,2155	0,3333	0,0011	3,2189	29,5336
45	Bank Pan Indonesia Tbk	PNBN	2015	0,9396	0,0000	0,0423	3,7842	32,8412

46	Bank Panin Dubai Syariah Tbk	PNBS	2015	0,4639	0,0000	0,0104	3,7612	29,5959
47	Bank Woori Saudara Indonesia 1906 Tbk	SDRA	2015	1,0797	0,0000	0,0128	4,6913	30,6277
48	Bank Raya Indonesia Tbk	AGRO	2016	1,3498	0,2500	0,0088	3,2958	30,0627
49	Bank IBK Indonesia Tbk	AGRS	2016	0,9768	0,0000	0,0008	3,7377	29,0322
50	Bank Amar Indonesia Tbk	AMAR	2016	0,1380	0,0000	-0,0510	3,2189	27,0297
51	Bank Jago Tbk	ARTO	2016	1,0590	0,3333	0,0448	3,1781	27,3758
52	Bank MNC Internasional Tbk	BABP	2016	0,9647	0,0000	0,0008	3,2958	30,2004
53	Bank Capital Indonesia Tbk	BACA	2016	1,0095	0,0000	0,0140	3,2958	30,2848
54	Bank Aladin Syariah Tbk	BANK	2016	0,2410	0,0000	-0,1208	3,0445	27,9272
55	Bank Central Asia Tbk	BBCA	2016	1,3930	0,4000	0,0405	4,0775	34,1483
56	Allo Bank Indonesia Tbk	BBHI	2016	0,9315	0,0000	0,0027	3,1781	28,3530
57	Bank KB Bukopin Tbk	BBKP	2016	0,9957	0,0000	0,0217	3,4965	32,2888
58	Bank Mestika Dharma Tbk	BBMD	2016	1,3455	0,0000	0,0451	4,1109	29,9907
59	Bank Negara Indonesia (Persero) Tbk	BBNI	2016	0,9879	0,5000	0,0205	4,2485	34,0330
60	Bank Rakyat Indonesia (Persero) Tbk	BBRI	2016	1,1407	0,5556	0,0412	4,7958	34,5424
61	Krom Bank Indonesia Tbk	BBSI	2016	0,5345	0,0000	0,0169	4,0775	27,3688
62	Bank Tabungan Negara (Persero) Tbk	BBTN	2016	0,9967	0,1429	0,0263	4,1897	32,9978
63	Bank Neo Commerce Tbk	BBYB	2016	1,2894	0,7500	0,0169	3,2581	29,0505
64	Bank Jtrust Indonesia Tbk	BCIC	2016	3,7206	0,1667	-0,0401	2,9444	30,4077
65	Bank Danamon Indonesia Tbk	BDMN	2016	0,9953	0,1667	0,0163	4,0943	32,7906
66	Bank Pembangunan Daerah Banten Tbk	BEKS	2016	1,5312	0,2500	-0,0790	3,1781	29,2895
67	Bank Ganesha Tbk	BGTG	2016	0,9537	0,0000	0,0174	3,2581	29,0746
68	Bank Ina Perdana Tbk	BINA	2016	1,0772	0,3333	0,0073	3,2581	28,4893
69	Bank Pembangunan Daerah Jawa Barat dan Banten Tbk	BJBR	2016	1,1717	0,2000	0,0268	4,0073	32,2591
70	Bank Pembangunan Daerah Jawa Timur Tbk	BJTM	2016	1,0304	0,2000	0,0359	4,0073	31,3930

71	Bank QNB Indonesia Tbk	BKSW	2016	0,9723	0,1667	-0,0265	4,6347	30,8245
72	Bank Maspion Indonesia Tbk	BMAS	2016	1,0923	0,0000	0,0121	3,2958	29,3324
73	Bank Mandiri (Persero) Tbk	BMRI	2016	1,0539	0,2500	0,0388	2,8904	34,5768
74	Bank Bumi Arta Tbk	BNBA	2016	0,8828	0,0000	0,0108	3,8918	29,5941
75	Bank CIMB Niaga Tbk	BNGA	2016	0,9463	0,2500	0,0229	4,1109	33,1182
76	Bank Maybank Indonesia Tbk	BNII	2016	1,0226	0,1667	0,0212	4,0431	32,7471
77	Bank Permata Tbk	BNLI	2016	0,9658	0,1250	-0,0394	4,1271	32,7402
78	Bank Syariah Indonesia Tbk	BRIS	2016	0,3772	0,4000	0,0061	2,0794	30,9520
79	Bank Sinarmas Tbk	BSIM	2016	1,2819	0,0000	0,0118	3,2958	31,0712
80	Bank of India Indonesia Tbk	BSWD	2016	1,2385	0,0000	-0,1177	3,8712	29,0910
81	Bank BTPN Tbk	BTPN	2016	0,9420	0,2000	0,0284	4,0604	32,1460
82	Bank BTPN Syariah Tbk	BTPS	2016	2,5370	0,2000	0,0577	3,2189	29,6221
83	Bank Victoria Internasional Tbk	BVIS	2016	0,8823	0,0000	0,0065	3,1781	30,8891
84	Bank Oke Indonesia	DNAR	2016	0,5766	0,0000	-0,0081	3,5835	27,9626
85	Bank Artha Graha Internasional Tbk	INPC	2016	0,8752	0,2857	0,0519	3,7612	30,8975
86	Bank Multiarta Sentosa Tbk	MASB	2016	0,9678	0,0000	0,0161	3,1781	29,5953
87	Bank Mayapada Internasional Tbk	MAYA	2016	1,1388	0,2000	0,0258	3,2958	31,7393
88	Bank China Construction Bank Indonesia Tbk	MCOR	2016	1,0053	0,0000	0,0012	3,7377	30,1372
89	Bank Mega Tbk	MEGA	2016	1,0779	0,0000	0,0181	3,8501	31,8871
90	Bank OCBC NISP Tbk	NISP	2016	1,0307	0,0000	0,0224	4,3175	32,5597
91	Bank Nationalnobu Tbk	NOBU	2016	1,1233	0,3333	0,0048	3,2581	29,8274
92	Bank Pan Indonesia Tbk	PNBN	2016	0,4039	0,0000	0,1931	3,8067	30,8488
93	Bank Panin Dubai Syariah Tbk	PNBS	2016	0,2523	0,0000	0,0031	3,7842	29,8010
94	Bank Woori Saudara Indonesia 1906 Tbk	SDRA	2016	1,0696	0,0000	0,0140	4,7005	30,7506
95	Bank Raya Indonesia Tbk	AGRO	2017	1,3855	0,2500	0,0111	3,3322	30,4237

96	Bank IBK Indonesia Tbk	AGRS	2017	1,1656	0,0000	-0,0021	3,7612	28,9901
97	Bank Amar Indonesia Tbk	AMAR	2017	0,4343	0,0000	0,0074	3,2581	27,4640
98	Bank Jago Tbk	ARTO	2017	1,0760	0,3333	-0,0098	3,2189	27,4534
99	Bank MNC Internasional Tbk	BABP	2017	0,9843	0,0000	-0,0631	3,3322	30,0018
100	Bank Capital Indonesia Tbk	BACA	2017	1,0069	0,0000	0,0057	3,3322	30,4252
101	Bank Aladin Syariah Tbk	BANK	2017	0,3184	0,0000	-0,0066	3,0910	27,8745
102	Bank Central Asia Tbk	BBCA	2017	1,5392	0,4000	0,0321	4,0943	34,2515
103	Allo Bank Indonesia Tbk	BBHI	2017	1,0054	0,0000	0,0035	3,2189	28,5307
104	Bank KB Bukopin Tbk	BBKP	2017	0,7225	0,0000	0,0077	3,5264	27,4073
105	Bank Mestika Dharma Tbk	BBMD	2017	0,7378	0,0000	0,0436	4,1271	30,1007
106	Bank Negara Indonesia (Persero) Tbk	BBNI	2017	1,0837	0,3750	0,0220	4,2627	34,1953
107	Bank Rakyat Indonesia (Persero) Tbk	BBRI	2017	1,2501	0,5556	0,0274	4,8040	34,6577
108	Krom Bank Indonesia Tbk	BBSI	2017	0,5216	0,0000	0,0241	4,0943	27,3931
109	Bank Tabungan Negara (Persero) Tbk	BBTN	2017	1,0014	0,1250	0,0117	4,2047	33,1969
110	Bank Neo Commerce Tbk	BBYB	2017	1,2405	0,7500	0,0045	3,2958	29,2414
111	Bank Jtrust Indonesia Tbk	BCIC	2017	3,8273	0,3333	0,0093	2,9957	30,4743
112	Bank Danamon Indonesia Tbk	BDMN	2017	1,1545	0,1667	0,0208	4,1109	32,8142
113	Bank Pembangunan Daerah Banten Tbk	BEKS	2017	1,3156	0,5000	-0,0100	3,2189	29,6669
114	Bank Ganesha Tbk	BGTG	2017	0,9584	0,0000	0,0110	3,2958	29,1531
115	Bank Ina Perdana Tbk	BINA	2017	1,4817	0,3333	0,0084	3,2958	28,7699
116	Bank Pembangunan Daerah Jawa Barat dan Banten Tbk	BJBR	2017	1,0618	0,2000	0,0113	4,0254	32,3758
117	Bank Pembangunan Daerah Jawa Timur Tbk	BJTM	2017	1,0547	0,6000	0,0237	4,0254	31,5730
118	Bank QNB Indonesia Tbk	BKSW	2017	1,0036	0,1667	-0,0321	4,6444	30,8352
119	Bank Maspion Indonesia Tbk	BMAS	2017	1,0957	0,0000	0,0083	3,3322	29,4319
120	Bank Mandiri (Persero) Tbk	BMRI	2017	1,1215	0,4545	0,0207	2,9444	34,6563

121	Bank Bumi Arta Tbk	BNBA	2017	0,8940	0,0000	0,0122	3,9120	29,5790
122	Bank CIMB Niaga Tbk	BNGA	2017	0,9886	0,3333	0,0112	4,1271	33,2157
123	Bank Maybank Indonesia Tbk	BNII	2017	0,9833	0,1667	0,0109	4,0604	32,7858
124	Bank Permata Tbk	BNLI	2017	0,9731	0,1250	0,0049	4,1431	32,6304
125	Bank Syariah Indonesia Tbk	BRIS	2017	0,3512	0,2500	0,0029	2,1972	31,0824
126	Bank Sinarmas Tbk	BSIM	2017	1,2859	0,0000	0,0110	3,3322	31,0456
127	Bank of India Indonesia Tbk	BSWD	2017	1,2812	0,0000	-0,0317	3,8918	29,1323
128	Bank BTPN Tbk	BTPN	2017	0,9152	0,2000	0,0148	4,0775	32,1900
129	Bank BTPN Syariah Tbk	BTPS	2017	1,6950	0,2500	0,0716	3,2581	29,8455
130	Bank Victoria Internasional Tbk	BVIS	2017	0,9065	0,0000	0,0076	3,2189	30,9923
131	Bank Oke Indonesia	DNAR	2017	1,0678	0,0000	0,0047	3,6109	28,5613
132	Bank Artha Graha Internasional Tbk	INPC	2017	0,8830	0,3333	0,0030	3,7842	30,9534
133	Bank Multiarta Sentosa Tbk	MASB	2017	0,9683	0,0000	0,0102	3,2189	29,9977
134	Bank Mayapada Internasional Tbk	MAYA	2017	1,1672	0,5000	0,0092	3,3322	31,9451
135	Bank China Construction Bank Indonesia Tbk	MCOR	2017	1,0706	0,0000	0,0030	3,7612	30,3903
136	Bank Mega Tbk	MEGA	2017	1,1239	0,4000	0,0167	3,8712	32,0414
137	Bank OCBC NISP Tbk	NISP	2017	0,9982	0,1250	0,0148	4,3307	32,6665
138	Bank Nationalnobu Tbk	NOBU	2017	1,2402	0,3333	0,0055	3,2958	30,0306
139	Bank Pan Indonesia Tbk	PNBN	2017	0,4677	0,0000	0,0636	3,8286	30,9071
140	Bank Panin Dubai Syariah Tbk	PNBS	2017	0,1526	0,0000	-0,1095	3,8067	29,7862
141	Bank Woori Saudara Indonesia 1906 Tbk	SDRA	2017	0,9953	0,0000	0,0159	4,7095	30,9301
142	Bank Raya Indonesia Tbk	AGRO	2018	1,0940	0,0000	0,0061	3,3673	30,7801
143	Bank IBK Indonesia Tbk	AGRS	2018	1,1730	0,0000	-0,0076	3,7842	29,0544
144	Bank Amar Indonesia Tbk	AMAR	2018	0,7383	0,0000	0,0039	3,2958	28,2497
145	Bank Jago Tbk	ARTO	2018	1,1601	0,0000	-0,0353	3,2581	27,2226

146	Bank MNC Internasional Tbk	BABP	2018	0,9686	0,0000	0,0040	3,3673	30,0156
147	Bank Capital Indonesia Tbk	BACA	2018	1,0353	0,0000	0,0041	3,3673	30,5225
148	Bank Aladin Syariah Tbk	BANK	2018	0,2001	0,0000	-0,0807	3,1355	27,2184
149	Bank Central Asia Tbk	BBCA	2018	1,5876	0,4000	0,0324	4,1109	34,3461
150	Allo Bank Indonesia Tbk	BBHI	2018	1,1674	0,0000	-0,0538	3,2581	28,4482
151	Bank KB Bukopin Tbk	BBKP	2018	1,0320	0,0000	0,0040	3,5553	25,2839
152	Bank Mestika Dharma Tbk	BBMD	2018	1,2114	0,0000	0,0054	4,1431	30,1237
153	Bank Negara Indonesia (Persero) Tbk	BBNI	2018	1,0331	0,3333	0,0176	4,2767	34,3263
154	Bank Rakyat Indonesia (Persero) Tbk	BBRI	2018	1,2052	0,6250	0,0223	4,8122	34,7988
155	Krom Bank Indonesia Tbk	BBSI	2018	0,5359	0,0000	0,0286	4,1109	27,4876
156	Bank Tabungan Negara (Persero) Tbk	BBTN	2018	0,9486	0,1250	0,0091	4,2195	33,3560
157	Bank Neo Commerce Tbk	BBYB	2018	1,1928	0,5000	-0,0301	3,3322	29,1426
158	Bank Jtrust Indonesia Tbk	BCIC	2018	1,1790	0,5000	-0,0309	3,0445	30,5115
159	Bank Danamon Indonesia Tbk	BDMN	2018	1,1629	0,1250	0,0221	4,1271	32,8609
160	Bank Pembangunan Daerah Banten Tbk	BEKS	2018	1,2649	0,3333	-0,0100	3,2581	29,8804
161	Bank Ganesha Tbk	BGTG	2018	0,9533	0,0000	0,0017	3,3322	29,1345
162	Bank Ina Perdana Tbk	BINA	2018	1,1603	0,3333	0,0010	3,3322	28,9802
163	Bank Pembangunan Daerah Jawa Barat dan Banten Tbk	BJBR	2018	1,0334	0,5000	0,0148	4,0431	32,4201
164	Bank Pembangunan Daerah Jawa Timur Tbk	BJTM	2018	1,0297	0,7500	0,0210	4,0431	31,7692
165	Bank QNB Indonesia Tbk	BKSW	2018	0,9535	0,0000	0,0014	4,6540	30,6508
166	Bank Maspion Indonesia Tbk	BMAS	2018	1,0649	0,0000	0,0111	3,3673	29,5322
167	Bank Mandiri (Persero) Tbk	BMRI	2018	1,0698	0,5000	0,0204	2,9957	34,7230
168	Bank Bumi Arta Tbk	BNBA	2018	0,8832	0,0000	0,0112	3,9318	29,6185
169	Bank CIMB Niaga Tbk	BNGA	2018	0,9378	0,5000	0,0120	4,1431	33,2175
170	Bank Maybank Indonesia Tbk	BNII	2018	0,9471	0,1667	0,0152	4,0775	32,8102

171	Bank Permata Tbk	BNLI	2018	0,9669	0,0000	0,0062	4,1589	32,6608
172	Bank Syariah Indonesia Tbk	BRIS	2018	0,4483	0,2500	0,0028	2,3026	31,2664
173	Bank Sinarmas Tbk	BSIM	2018	1,0405	0,0000	0,0004	3,3673	31,0569
174	Bank of India Indonesia Tbk	BSWD	2018	1,3337	0,0000	0,0024	3,9120	28,9912
175	Bank BTPN Tbk	BTPN	2018	0,9485	0,2000	0,0245	4,0943	32,2552
176	Bank BTPN Syariah Tbk	BTPS	2018	1,3188	0,2500	0,0834	3,2958	30,1192
177	Bank Victoria Internasional Tbk	BVIS	2018	0,9100	0,0000	-0,0013	3,2581	31,0379
178	Bank Oke Indonesia	DNAR	2018	1,0793	0,0000	0,0063	3,6376	28,5609
179	Bank Artha Graha Internasional Tbk	INPC	2018	0,8614	0,2857	0,0030	3,8067	30,8901
180	Bank Multiarta Sentosa Tbk	MASB	2018	0,9567	0,0000	0,0128	3,2581	30,0407
181	Bank Mayapada Internasional Tbk	MAYA	2018	1,3910	0,5000	0,0060	3,3673	32,0966
182	Bank China Construction Bank Indonesia Tbk	MCOR	2018	0,9903	0,0000	0,0045	3,7842	30,4031
183	Bank Mega Tbk	MEGA	2018	1,2428	0,4000	0,0163	3,8918	32,0590
184	Bank OCBC NISP Tbk	NISP	2018	0,9723	0,1250	0,0152	4,3438	32,7877
185	Bank Nationalnobu Tbk	NOBU	2018	1,2624	0,3333	0,0019	3,3322	30,0986
186	Bank Pan Indonesia Tbk	PNBN	2018	0,4602	0,0000	0,0693	3,8501	30,9722
187	Bank Panin Dubai Syariah Tbk	PNBS	2018	0,2340	0,0000	0,0024	3,8286	29,8025
188	Bank Woori Saudara Indonesia 1906 Tbk	SDRA	2018	0,9699	0,0000	0,0183	4,7185	31,0199
189	Bank Raya Indonesia Tbk	AGRO	2019	0,9906	0,0000	0,0032	3,4012	30,9294
190	Bank IBK Indonesia Tbk	AGRS	2019	0,9976	0,0000	-0,0374	3,8067	29,4907
191	Bank Amar Indonesia Tbk	AMAR	2019	1,0367	0,0000	0,0183	3,3322	28,8701
192	Bank Jago Tbk	ARTO	2019	3,3150	0,0000	-0,0887	3,2958	27,9095
193	Bank MNC Internasional Tbk	BABP	2019	0,9724	0,0000	0,0035	3,4012	29,9926
194	Bank Capital Indonesia Tbk	BACA	2019	1,0308	0,0000	0,0028	3,4012	30,5733
195	Bank Aladin Syariah Tbk	BANK	2019	0,1687	0,0000	0,0915	3,1781	27,2964

196	Bank Central Asia Tbk	BBCA	2019	1,7020	0,4000	0,0339	4,1271	34,4543
197	Allo Bank Indonesia Tbk	BBHI	2019	1,0884	0,0000	-0,0143	3,2958	28,5581
198	Bank KB Bukopin Tbk	BBKP	2019	0,6964	0,0000	0,0131	3,5835	27,3820
199	Bank Mestika Dharma Tbk	BBMD	2019	1,6180	0,0000	0,0305	4,1589	30,1883
200	Bank Negara Indonesia (Persero) Tbk	BBNI	2019	0,9873	0,3750	0,0217	4,2905	34,3711
201	Bank Rakyat Indonesia (Persero) Tbk	BBRI	2019	1,2182	0,6250	0,0279	4,8203	34,8871
202	Krom Bank Indonesia Tbk	BBSI	2019	0,4745	0,0000	0,0516	4,1271	27,5837
203	Bank Tabungan Negara (Persero) Tbk	BBTN	2019	0,9363	0,3333	0,0018	4,2341	33,3733
204	Bank Neo Commerce Tbk	BBYB	2019	1,1569	0,5000	0,0037	3,3673	29,2649
205	Bank Jtrust Indonesia Tbk	BCIC	2019	1,1636	0,2500	0,0125	3,0910	30,4824
206	Bank Danamon Indonesia Tbk	BDMN	2019	0,9648	0,1250	0,0224	4,1431	32,8965
207	Bank Pembangunan Daerah Banten Tbk	BEKS	2019	1,3280	0,5000	-0,0178	3,2958	29,7226
208	Bank Ganesha Tbk	BGTG	2019	0,9163	0,0000	0,0029	3,3673	29,2017
209	Bank Ina Perdana Tbk	BINA	2019	0,7510	0,3333	0,0014	3,3673	29,3345
210	Bank Pembangunan Daerah Jawa Barat dan Banten Tbk	BJBR	2019	0,9518	0,4000	0,0133	4,0604	32,4476
211	Bank Pembangunan Daerah Jawa Timur Tbk	BJTM	2019	1,0142	0,8333	0,0180	4,0604	31,9711
212	Bank QNB Indonesia Tbk	BKSW	2019	0,9561	0,0000	0,0008	4,6634	30,7675
213	Bank Maspion Indonesia Tbk	BMAS	2019	1,0478	0,0000	0,0084	3,4012	29,6552
214	Bank Mandiri (Persero) Tbk	BMRI	2019	1,0498	0,6154	0,0271	3,0445	34,8151
215	Bank Bumi Arta Tbk	BNBA	2019	0,9017	0,0000	0,0071	3,9512	29,6602
216	Bank CIMB Niaga Tbk	BNGA	2019	0,9306	0,1250	0,0160	4,1589	33,2459
217	Bank Maybank Indonesia Tbk	BNII	2019	0,9350	0,1667	0,0128	4,0943	32,7614
218	Bank Permata Tbk	BNLI	2019	1,0708	0,0000	0,0098	4,1744	32,7152
219	Bank Syariah Indonesia Tbk	BRIS	2019	0,3498	0,2500	0,0016	2,3979	31,3951
220	Bank Sinarmas Tbk	BSIM	2019	0,9702	0,0000	0,0060	3,4012	31,2300

221	Bank of India Indonesia Tbk	BSWD	2019	1,3162	0,0000	0,0082	3,9318	29,0192
222	Bank BTPN Tbk	BTPN	2019	0,9310	0,2000	0,0164	4,1109	32,8330
223	Bank BTPN Syariah Tbk	BTPS	2019	2,2869	0,2500	0,0915	3,3322	30,3643
224	Bank Victoria Internasional Tbk	BVIS	2019	0,8712	0,0000	0,0027	3,2958	31,0473
225	Bank Oke Indonesia	DNAR	2019	0,8972	0,0000	-0,0028	3,6636	29,2620
226	Bank Artha Graha Internasional Tbk	INPC	2019	0,8601	0,4000	-0,0020	3,8286	30,8710
227	Bank Multiarta Sentosa Tbk	MASB	2019	0,9577	0,0000	0,0088	3,2958	30,2991
228	Bank Mayapada Internasional Tbk	MAYA	2019	1,5335	0,4286	0,0060	3,4012	32,1680
229	Bank China Construction Bank Indonesia Tbk	MCOR	2019	0,9656	0,0000	0,0148	3,8067	30,5698
230	Bank Mega Tbk	MEGA	2019	0,8592	0,2000	0,0254	3,9120	32,4047
231	Bank OCBC NISP Tbk	NISP	2019	0,9542	0,1111	0,0179	4,3567	32,8279
232	Bank Nationalnobu Tbk	NOBU	2019	1,1941	0,3333	0,0038	3,3673	30,2073
233	Bank Pan Indonesia Tbk	PNBN	2019	0,4625	0,0000	0,0755	3,8712	31,0418
234	Bank Panin Dubai Syariah Tbk	PNBS	2019	0,1600	0,0000	0,0023	3,8501	30,0412
235	Bank Woori Saudara Indonesia 1906 Tbk	SDRA	2019	0,9601	0,0000	0,0131	4,7274	31,2402
236	Bank Raya Indonesia Tbk	AGRO	2020	1,6355	0,0000	0,0042	3,4340	30,9638
237	Bank IBK Indonesia Tbk	AGRS	2020	1,0396	0,0000	-0,0150	3,8286	29,9189
238	Bank Amar Indonesia Tbk	AMAR	2020	1,3073	0,0000	0,0036	3,3673	29,0317
239	Bank Jago Tbk	ARTO	2020	2,5762	0,0000	-0,0870	3,3322	28,4103
240	Bank MNC Internasional Tbk	BABP	2020	0,9756	0,0000	0,0024	3,4340	30,0866
241	Bank Capital Indonesia Tbk	BACA	2020	1,0504	0,0000	0,0051	3,4340	30,6379
242	Bank Aladin Syariah Tbk	BANK	2020	1,1911	0,0000	0,0591	3,2189	27,3045
243	Bank Central Asia Tbk	BBCA	2020	1,5993	0,4000	0,0289	4,1431	34,6116
244	Allo Bank Indonesia Tbk	BBHI	2020	1,5517	0,3333	0,0183	3,3322	28,5814
245	Bank KB Bukopin Tbk	BBKP	2020	0,7870	0,0000	-0,3204	3,6109	26,8768

246	Bank Mestika Dharma Tbk	BBMD	2020	1,1640	0,0000	0,0441	4,1744	30,2814
247	Bank Negara Indonesia (Persero) Tbk	BBNI	2020	0,9663	0,3750	0,0047	4,3041	34,4237
248	Bank Rakyat Indonesia (Persero) Tbk	BBRI	2020	1,1858	0,6250	0,0144	4,8283	34,9521
249	Krom Bank Indonesia Tbk	BBSI	2020	2,0429	0,0000	0,0244	4,1431	27,9965
250	Bank Tabungan Negara (Persero) Tbk	BBTN	2020	0,9403	0,3333	0,0065	4,2485	33,5205
251	Bank Neo Commerce Tbk	BBYB	2020	1,1595	0,3333	0,0054	3,4012	29,3214
252	Bank Jtrust Indonesia Tbk	BCIC	2020	1,3434	0,2500	-0,0299	3,1355	30,4163
253	Bank Danamon Indonesia Tbk	BDMN	2020	0,9388	0,1250	0,0069	4,1589	32,9338
254	Bank Pembangunan Daerah Banten Tbk	BEKS	2020	0,9131	0,5000	-0,0579	3,3322	29,3057
255	Bank Ganesha Tbk	BGTG	2020	0,9418	0,0000	0,0010	3,4012	29,3110
256	Bank Ina Perdana Tbk	BINA	2020	1,3181	0,3333	0,0073	3,4012	29,7637
257	Bank Pembangunan Daerah Jawa Barat dan Banten Tbk	BJBR	2020	0,9787	0,2000	0,0135	4,0775	32,5793
258	Bank Pembangunan Daerah Jawa Timur Tbk	BJTM	2020	1,0034	0,8333	0,0203	4,0775	32,0573
259	Bank QNB Indonesia Tbk	BKSW	2020	0,8936	0,0000	-0,0217	4,6728	30,5378
260	Bank Maspion Indonesia Tbk	BMAS	2020	1,0620	0,0000	0,0060	3,4340	29,9446
261	Bank Mandiri (Persero) Tbk	BMRI	2020	1,0120	0,6429	0,0147	3,0910	34,8960
262	Bank Bumi Arta Tbk	BNBA	2020	0,9167	0,0000	0,0052	3,9703	29,6641
263	Bank CIMB Niaga Tbk	BNGA	2020	0,9429	0,0000	0,0117	4,1744	33,2692
264	Bank Maybank Indonesia Tbk	BNII	2020	0,9828	0,1667	0,0093	4,1109	32,7856
265	Bank Permata Tbk	BNLI	2020	1,2680	0,0000	0,0061	4,1897	32,9179
266	Bank Syariah Indonesia Tbk	BRIS	2020	0,6887	0,0000	0,0044	2,4849	31,6865
267	Bank Sinarmas Tbk	BSIM	2020	0,9252	0,0000	0,0059	3,4340	31,4290
268	Bank of India Indonesia Tbk	BSWD	2020	1,3689	0,0000	-0,0189	3,9512	28,9451
269	Bank BTPN Tbk	BTPN	2020	0,9151	0,0000	0,0111	4,1271	32,8414
270	Bank BTPN Syariah Tbk	BTPS	2020	1,9180	0,2500	0,0514	3,3673	30,4304

271	Bank Victoria Internasional Tbk	BVIS	2020	0,8855	0,0000	-0,0058	3,3322	30,8976
272	Bank Oke Indonesia	DNAR	2020	0,9169	0,0000	0,0020	3,6889	29,4676
273	Bank Artha Graha Internasional Tbk	INPC	2020	0,9191	0,4000	0,0024	3,8501	31,0496
274	Bank Multiarta Sentosa Tbk	MASB	2020	0,9612	0,0000	0,0105	3,3322	30,7008
275	Bank Mayapada Internasional Tbk	MAYA	2020	1,4254	0,5000	0,0024	3,4340	32,1584
276	Bank China Construction Bank Indonesia Tbk	MCOR	2020	1,0540	0,0000	0,0037	3,8286	30,7767
277	Bank Mega Tbk	MEGA	2020	0,8497	0,2000	0,0358	3,9318	32,5556
278	Bank OCBC NISP Tbk	NISP	2020	0,9466	0,1250	0,0118	4,3694	32,9603
279	Bank Nationalnobu Tbk	NOBU	2020	1,1562	0,3333	0,0047	3,4012	30,2512
280	Bank Pan Indonesia Tbk	PNBN	2020	0,3818	0,0000	0,0913	3,8918	31,1086
281	Bank Panin Dubai Syariah Tbk	PNBS	2020	0,3382	0,0000	-0,0001	3,8712	30,0560
282	Bank Woori Saudara Indonesia 1906 Tbk	SDRA	2020	0,9369	0,0000	0,0142	4,7362	31,2700
283	Bank Raya Indonesia Tbk	AGRO	2021	3,2953	0,2000	-0,1820	3,4657	30,4564
284	Bank IBK Indonesia Tbk	AGRS	2021	0,9956	0,0000	0,0003	3,8501	30,2904
285	Bank Amar Indonesia Tbk	AMAR	2021	1,3942	0,0000	-0,0001	3,4012	29,2803
286	Bank Jago Tbk	ARTO	2021	2,1216	0,0000	0,0068	3,3673	30,1416
287	Bank MNC Internasional Tbk	BABP	2021	1,3097	0,0000	0,0002	3,4657	30,2712
288	Bank Capital Indonesia Tbk	BACA	2021	0,9892	0,0000	0,0018	3,4657	30,7368
289	Bank Aladin Syariah Tbk	BANK	2021	0,0422	0,0000	-0,0521	3,2581	28,4072
290	Bank Central Asia Tbk	BBCA	2021	1,5628	0,4000	0,0259	4,1589	34,7444
291	Allo Bank Indonesia Tbk	BBHI	2021	2,4962	0,0000	0,0447	3,3673	29,1678
292	Bank KB Bukopin Tbk	BBKP	2021	1,5679	0,0000	-0,8012	3,6376	26,0947
293	Bank Mestika Dharma Tbk	BBMD	2021	1,2434	0,0000	0,0250	4,1897	30,4026
294	Bank Negara Indonesia (Persero) Tbk	BBNI	2021	0,9993	0,3000	0,0121	4,3175	34,5030
295	Bank Rakyat Indonesia (Persero) Tbk	BBRI	2021	1,1973	0,5000	0,0164	4,8363	35,0564

296	Krom Bank Indonesia Tbk	BBSI	2021	5,4201	0,0000	0,0266	4,1589	28,5377
297	Bank Tabungan Negara (Persero) Tbk	BBTN	2021	0,9305	0,2857	0,0038	4,2627	33,5496
298	Bank Neo Commerce Tbk	BBYB	2021	2,9306	0,5000	-0,0866	3,4340	30,0592
299	Bank Jtrust Indonesia Tbk	BCIC	2021	1,0072	0,2000	-0,0205	3,1781	30,6906
300	Bank Danamon Indonesia Tbk	BDMN	2021	0,0885	0,2500	0,0010	4,1744	35,1923
301	Bank Pembangunan Daerah Banten Tbk	BEKS	2021	1,1028	0,6667	-0,0298	3,3673	29,8114
302	Bank Ganesha Tbk	BGTG	2021	1,0674	0,0000	0,0011	3,4340	29,7800
303	Bank Ina Perdana Tbk	BINA	2021	1,1015	0,0000	-0,0018	3,4340	30,3428
304	Bank Pembangunan Daerah Jawa Barat dan Banten Tbk	BJBR	2021	0,9541	0,2000	0,0127	4,0943	32,6959
305	Bank Pembangunan Daerah Jawa Timur Tbk	BJTM	2021	1,0035	0,8333	0,0163	4,0943	32,2434
306	Bank QNB Indonesia Tbk	BKSW	2021	0,9942	0,0000	-0,0896	4,6821	30,5047
307	Bank Maspion Indonesia Tbk	BMAS	2021	1,4465	0,0000	0,0056	3,4657	30,2867
308	Bank Mandiri (Persero) Tbk	BMRI	2021	0,9587	0,5455	0,0164	3,1355	35,0844
309	Bank Bumi Arta Tbk	BNBA	2021	1,7786	0,0000	0,0133	3,9890	29,7905
310	Bank CIMB Niaga Tbk	BNGA	2021	0,9384	0,0000	0,0110	4,1897	33,3701
311	Bank Maybank Indonesia Tbk	BNII	2021	0,9797	0,2857	0,0104	4,1271	32,7595
312	Bank Permata Tbk	BNLI	2021	1,0807	0,0000	0,0060	4,2047	33,0880
313	Bank Syariah Indonesia Tbk	BRIS	2021	0,5092	0,0000	0,0121	2,5649	33,2118
314	Bank Sinarmas Tbk	BSIM	2021	1,0267	0,0000	-0,0020	3,4657	31,5951
315	Bank of India Indonesia Tbk	BSWD	2021	1,0967	0,0000	-0,0091	3,9703	29,0792
316	Bank BTPN Tbk	BTPN	2021	0,8769	0,0000	0,0166	4,1431	32,8881
317	Bank BTPN Syariah Tbk	BTPS	2021	1,6244	0,2500	0,0792	3,4012	30,5512
318	Bank Victoria Internasional Tbk	BVIS	2021	0,9156	0,0000	-0,0075	3,3673	30,8478
319	Bank Oke Indonesia	DNAR	2021	1,1395	0,0000	0,0025	3,7136	29,6750
320	Bank Artha Graha Internasional Tbk	INPC	2021	0,9470	0,4000	-0,0037	3,8712	30,8940

321	Bank Multiarta Sentosa Tbk	MASB	2021	1,3463	0,0000	0,0081	3,3673	30,7753
322	Bank Mayapada Internasional Tbk	MAYA	2021	0,9482	0,3333	0,0007	3,4657	32,4110
323	Bank China Construction Bank Indonesia Tbk	MCOR	2021	0,9358	0,0000	0,0025	3,8501	30,8966
324	Bank Mega Tbk	MEGA	2021	1,3001	0,6000	0,0229	3,9512	32,5205
325	Bank OCBC NISP Tbk	NISP	2021	0,9209	0,1250	0,0117	4,3820	32,9988
326	Bank Nationalnobu Tbk	NOBU	2021	1,0668	0,3333	0,0025	3,4340	30,6632
327	Bank Pan Indonesia Tbk	PNBN	2021	0,2978	0,0000	0,0325	3,9120	31,1333
328	Bank Panin Dubai Syariah Tbk	PNBS	2021	0,2791	0,0000	-0,0565	3,8918	30,3001
329	Bank Woori Saudara Indonesia 1906 Tbk	SDRA	2021	0,8992	0,0000	0,0143	4,7449	31,4107
330	Bank Raya Indonesia Tbk	AGRO	2022	1,4753	0,2000	-0,0043	3,4965	30,2628
331	Bank IBK Indonesia Tbk	AGRS	2022	0,9082	0,0000	0,0042	3,8712	30,5382
332	Bank Amar Indonesia Tbk	AMAR	2022	1,2416	0,0000	-0,0353	3,4340	29,1362
333	Bank Jago Tbk	ARTO	2022	3,5202	0,0000	0,0008	3,4012	30,4622
334	Bank MNC Internasional Tbk	BABP	2022	1,0665	0,0000	0,0025	3,4965	30,4561
335	Bank Capital Indonesia Tbk	BACA	2022	0,9673	0,0000	0,0080	3,4965	30,6577
336	Bank Aladin Syariah Tbk	BANK	2022	4,2846	0,0000	-0,0571	3,2958	29,1857
337	Bank Central Asia Tbk	BBCA	2022	1,6286	0,4000	0,0285	4,1744	34,8124
338	Allo Bank Indonesia Tbk	BBHI	2022	3,8884	0,3333	0,0259	3,4012	30,0343
339	Bank KB Bukopin Tbk	BBKP	2022	0,7424	0,0000	-0,0601	3,6636	26,7205
340	Bank Mestika Dharma Tbk	BBMD	2022	1,2269	0,0000	0,0241	4,2047	30,4395
341	Bank Negara Indonesia (Persero) Tbk	BBNI	2022	1,0309	0,4444	0,0142	4,3307	34,5682
342	Bank Rakyat Indonesia (Persero) Tbk	BBRI	2022	1,2387	0,2000	0,0260	4,8442	35,1624
343	Krom Bank Indonesia Tbk	BBSI	2022	3,2289	0,0000	0,0226	4,1744	28,8291
344	Bank Tabungan Negara (Persero) Tbk	BBTN	2022	0,9093	0,1250	0,0049	4,2767	33,6278
345	Bank Neo Commerce Tbk	BBYB	2022	1,1184	0,5000	-0,0429	3,4657	30,6113

346	Bank Jtrust Indonesia Tbk	BCIC	2022	0,9829	0,2500	0,0020	3,2189	31,1461
347	Bank Danamon Indonesia Tbk	BDMN	2022	0,8948	0,2500	0,0146	4,1897	32,9179
348	Bank Pembangunan Daerah Banten Tbk	BEKS	2022	1,1318	1,0000	-0,0345	3,4012	29,6083
349	Bank Ganesha Tbk	BGTG	2022	0,8098	0,0000	0,0040	3,4657	29,8247
350	Bank Ina Perdana Tbk	BINA	2022	1,9926	0,0000	0,0058	3,4657	30,6540
351	Bank Pembangunan Daerah Jawa Barat dan Banten Tbk	BJBR	2022	0,9454	0,2000	0,0098	4,1109	32,8309
352	Bank Pembangunan Daerah Jawa Timur Tbk	BJTM	2022	0,9742	0,6000	0,0128	4,1109	32,2661
353	Bank QNB Indonesia Tbk	BKSW	2022	0,8463	0,0000	-0,0223	4,6913	30,4475
354	Bank Maspion Indonesia Tbk	BMAS	2022	1,4175	0,0000	0,0076	3,4965	30,3362
355	Bank Mandiri (Persero) Tbk	BMRI	2022	1,0074	0,4545	0,0228	3,1781	35,2282
356	Bank Bumi Arta Tbk	BNBA	2022	1,0070	0,2500	0,0029	4,0073	29,7365
357	Bank CIMB Niaga Tbk	BNGA	2022	0,9495	0,0000	0,0137	4,2047	33,3571
358	Bank Maybank Indonesia Tbk	BNII	2022	0,9244	0,2857	0,0072	4,1431	32,7113
359	Bank Permata Tbk	BNLI	2022	0,9965	0,0000	0,0051	4,2195	33,1727
360	Bank Syariah Indonesia Tbk	BRIS	2022	0,4356	0,0000	0,0141	2,6391	33,3537
361	Bank Sinarmas Tbk	BSIM	2022	1,0603	0,0000	-0,0016	3,4965	31,4886
362	Bank of India Indonesia Tbk	BSWD	2022	1,1400	0,0000	0,0027	3,9890	29,4327
363	Bank BTPN Tbk	BTPN	2022	0,8678	0,0000	0,0166	4,1589	32,9742
364	Bank BTPN Syariah Tbk	BTPS	2022	1,1532	0,2500	0,0843	3,4340	30,6832
365	Bank Victoria Internasional Tbk	BVIS	2022	0,9227	0,0000	0,0060	3,4012	30,8865
366	Bank Oke Indonesia	DNAR	2022	0,9356	0,0000	0,0014	3,7377	29,9518
367	Bank Artha Graha Internasional Tbk	INPC	2022	0,8990	0,4000	0,0020	3,8918	30,8673
368	Bank Multiarta Sentosa Tbk	MASB	2022	1,0453	0,0000	0,0072	3,4012	30,6884
369	Bank Mayapada Internasional Tbk	MAYA	2022	0,9431	0,3333	-0,0009	3,4965	32,5391
370	Bank China Construction Bank Indonesia Tbk	MCOR	2022	0,8735	0,0000	0,0047	3,8712	30,8508

371	Bank Mega Tbk	MEGA	2022	0,8861	0,2000	0,0294	3,9703	32,8259
372	Bank OCBC NISP Tbk	NISP	2022	0,9282	0,1250	0,0100	4,3944	33,1054
373	Bank Nationalnobu Tbk	NOBU	2022	1,0335	0,3333	0,0033	3,4657	30,7273
374	Bank Pan Indonesia Tbk	PNBN	2022	0,4606	0,0000	0,0493	3,9318	31,1535
375	Bank Panin Dubai Syariah Tbk	PNBS	2022	0,3016	0,0000	0,0137	3,9120	30,3251
376	Bank Woori Saudara Indonesia 1906 Tbk	SDRA	2022	0,9020	0,0000	0,0162	4,7536	31,5726
377	Bank Raya Indonesia Tbk	AGRO	2023	1,3416	0,0000	0,0025	3,5264	30,1520
378	Bank IBK Indonesia Tbk	AGRS	2023	0,8848	0,0000	0,0098	3,8918	30,5951
379	Bank Amar Indonesia Tbk	AMAR	2023	1,5990	0,0000	0,0416	3,4657	29,1079
380	Bank Jago Tbk	ARTO	2023	2,4863	0,0000	0,0033	3,4340	30,6895
381	Bank MNC Internasional Tbk	BABP	2023	0,9233	0,0000	0,0042	3,5264	30,5295
382	Bank Capital Indonesia Tbk	BACA	2023	0,9586	0,0000	0,0053	3,5264	30,5890
383	Bank Aladin Syariah Tbk	BANK	2023	2,6625	0,0000	-0,0314	3,3322	29,5900
384	Bank Central Asia Tbk	BBCA	2023	1,6451	0,2000	0,0338	4,1897	34,8810
385	Allo Bank Indonesia Tbk	BBHI	2023	2,6585	0,3333	0,0379	3,4340	30,1766
386	Bank Mestika Dharma Tbk	BBMD	2023	1,1913	0,0000	0,0305	4,2195	30,4070
387	Bank Negara Indonesia (Persero) Tbk	BBNI	2023	1,0419	0,1000	0,0200	4,3438	34,6219
388	Bank Rakyat Indonesia (Persero) Tbk	BBRI	2023	1,2805	0,0909	0,0311	4,8520	35,2143
389	Krom Bank Indonesia Tbk	BBSI	2023	3,8183	0,0000	0,0364	4,1897	28,9226
390	Bank Tabungan Negara (Persero) Tbk	BBTN	2023	0,9087	0,1111	0,0088	4,2905	33,7150
391	Bank Neo Commerce Tbk	BBYB	2023	1,1060	0,2000	-0,0284	3,4965	30,5308
392	Bank Danamon Indonesia Tbk	BDMN	2023	0,8970	0,1667	0,0167	4,2047	33,0306
393	Bank Pembangunan Daerah Banten Tbk	BEKS	2023	1,1359	0,3333	0,0040	3,4340	29,5481
394	Bank Ina Perdana Tbk	BINA	2023	1,8831	0,0000	0,0110	3,4965	30,8250
395	Bank Pembangunan Daerah Jawa Barat dan Banten Tbk	BJBR	2023	0,9330	0,1429	0,0096	4,1271	32,8690

396	Bank Pembangunan Daerah Jawa Timur Tbk	BJTM	2023	0,9506	0,1667	0,0145	4,1271	32,2740
397	Bank QNB Indonesia Tbk	BKSW	2023	0,8431	0,0000	0,0035	4,7005	30,0952
398	Bank Maspion Indonesia Tbk	BMAS	2023	1,1921	0,0000	0,0034	3,5264	30,6099
399	Bank Mandiri (Persero) Tbk	BMRI	2023	1,0234	0,0833	0,0280	3,2189	35,3154
400	Bank Bumi Arta Tbk	BNBA	2023	0,9252	0,2500	0,0057	4,0254	29,7094
401	Bank CIMB Niaga Tbk	BNGA	2023	0,9798	0,0000	0,0203	4,2195	33,4433
402	Bank Maybank Indonesia Tbk	BNII	2023	1,0419	0,0000	0,0200	4,1589	34,6219
403	Bank Permata Tbk	BNLI	2023	0,9740	0,0000	0,0113	4,2341	33,1818
404	Bank Syariah Indonesia Tbk	BRIS	2023	0,4736	0,0000	0,0162	2,7081	33,4993
405	Bank Sinarmas Tbk	BSIM	2023	1,0513	0,0000	0,0103	3,5264	31,5944
406	Bank of India Indonesia Tbk	BSWD	2023	1,1981	0,0000	0,0081	4,0073	29,4440
407	Bank BTPN Tbk	BTPN	2023	0,8518	0,0000	0,0134	4,1744	32,9366
408	Bank BTPN Syariah Tbk	BTPS	2023	0,7351	0,2500	0,0504	3,4657	30,6961
409	Bank Victoria Internasional Tbk	BVIS	2023	0,9239	0,0000	0,0043	3,4340	31,0196
410	Bank Oke Indonesia	DNAR	2023	0,8625	0,0000	0,0029	3,7612	30,0357
411	Bank Artha Graha Internasional Tbk	INPC	2023	0,8968	0,2000	0,0064	3,9120	30,8931
412	Bank Multiarta Sentosa Tbk	MASB	2023	1,0503	0,0000	0,0097	3,4340	30,9411
413	Bank Mayapada Internasional Tbk	MAYA	2023	0,9258	0,3333	0,0001	3,5264	32,5832
414	Bank China Construction Bank Indonesia Tbk	MCOR	2023	0,8714	0,0000	0,0123	3,8918	30,9579
415	Bank Mega Tbk	MEGA	2023	1,2887	0,2000	0,0300	3,9890	32,5142
416	Bank OCBC NISP Tbk	NISP	2023	0,9590	0,1250	0,0178	4,4067	33,1515
417	Bank Nationalnobu Tbk	NOBU	2023	1,0888	0,3333	0,0078	3,4965	30,9128
418	Bank Pan Indonesia Tbk	PNBN	2023	0,8436	0,0000	0,0126	3,9512	33,0337
419	Bank Panin Dubai Syariah Tbk	PNBS	2023	0,3060	0,0000	0,0163	3,9318	30,4842
420	Bank Woori Saudara Indonesia 1906 Tbk	SDRA	2023	0,9009	0,0000	0,0129	4,7622	31,6351

Lampiran 4 Sampel Data

No	Nama Perusahaan	Kode	Tahun
1	Bank Raya Indonesia Tbk	AGRO	2015
2	Bank IBK Indonesia Tbk	AGRS	2015
3	Bank Amar Indonesia Tbk	AMAR	2015
4	Bank Jago Tbk	ARTO	2015
5	Bank MNC Internasional Tbk	BABP	2015
6	Bank Capital Indonesia Tbk	BACA	2015
7	Bank Aladin Syariah Tbk	BANK	2015
8	Bank Central Asia Tbk	BBCA	2015
9	Allo Bank Indonesia Tbk	BBHI	2015
10	Bank KB Bukopin Tbk	BBKP	2015
11	Bank Mestika Dharma Tbk	BBMD	2015
12	Bank Negara Indonesia (Persero) Tbk	BBNI	2015
13	Bank Rakyat Indonesia (Persero) Tbk	BBRI	2015
14	Krom Bank Indonesia Tbk	BBSI	2015
15	Bank Tabungan Negara (Persero) Tbk	BBTN	2015
16	Bank Neo Commerce Tbk	BBYB	2015
17	Bank Jtrust Indonesia Tbk	BCIC	2015
18	Bank Danamon Indonesia Tbk	BDMN	2015
19	Bank Pembangunan Daerah Banten Tbk	BEKS	2015
20	Bank Ganesha Tbk	BGTG	2015
21	Bank Ina Perdana Tbk	BINA	2015
22	Bank Pembangunan Daerah Jawa Barat dan Banten Tbk	BJBR	2015
23	Bank Pembangunan Daerah Jawa Timur Tbk	BJTM	2015
24	Bank QNB Indonesia Tbk	BKSW	2015
25	Bank Maspion Indonesia Tbk	BMAS	2015
26	Bank Mandiri (Persero) Tbk	BMRI	2015
27	Bank Bumi Arta Tbk	BNBA	2015
28	Bank CIMB Niaga Tbk	BNGA	2015
29	Bank Maybank Indonesia Tbk	BNII	2015
30	Bank Permata Tbk	BNLI	2015
31	Bank Syariah Indonesia Tbk	BRIS	2015
32	Bank Sinarmas Tbk	BSIM	2015
33	Bank of India Indonesia Tbk	BSWD	2015
34	Bank BTPN Tbk	BTPN	2015
35	Bank BTPN Syariah Tbk	BTPS	2015

36	Bank Victoria Internasional Tbk	BVIS	2015
37	Bank Oke Indonesia	DNAR	2015
38	Bank Artha Graha Internasional Tbk	INPC	2015
39	Bank Multiarta Sentosa Tbk	MASB	2015
40	Bank Mayapada Internasional Tbk	MAYA	2015
41	Bank China Construction Bank Indonesia Tbk	MCOR	2015
42	Bank Mega Tbk	MEGA	2015
43	Bank OCBC NISP Tbk	NISP	2015
44	Bank Nationalnobu Tbk	NOBU	2015
45	Bank Pan Indonesia Tbk	PNBN	2015
46	Bank Panin Dubai Syariah Tbk	PNBS	2015
47	Bank Woori Saudara Indonesia 1906 Tbk	SDRA	2015
48	Bank Raya Indonesia Tbk	AGRO	2016
49	Bank IBK Indonesia Tbk	AGRS	2016
50	Bank Amar Indonesia Tbk	AMAR	2016
51	Bank Jago Tbk	ARTO	2016
52	Bank MNC Internasional Tbk	BABP	2016
53	Bank Capital Indonesia Tbk	BACA	2016
54	Bank Aladin Syariah Tbk	BANK	2016
55	Bank Central Asia Tbk	BBCA	2016
56	Allo Bank Indonesia Tbk	BBHI	2016
57	Bank KB Bukopin Tbk	BBKP	2016
58	Bank Mestika Dharma Tbk	BBMD	2016
59	Bank Negara Indonesia (Persero) Tbk	BBNI	2016
60	Bank Rakyat Indonesia (Persero) Tbk	BBRI	2016
61	Krom Bank Indonesia Tbk	BBSI	2016
62	Bank Tabungan Negara (Persero) Tbk	BBTN	2016
63	Bank Neo Commerce Tbk	BBYB	2016
64	Bank Jtrust Indonesia Tbk	BCIC	2016
65	Bank Danamon Indonesia Tbk	BDMN	2016
66	Bank Pembangunan Daerah Banten Tbk	BEKS	2016
67	Bank Ganesha Tbk	BGTG	2016
68	Bank Ina Perdana Tbk	BINA	2016
69	Bank Pembangunan Daerah Jawa Barat dan Banten Tbk	BJBR	2016
70	Bank Pembangunan Daerah Jawa Timur Tbk	BJTM	2016
71	Bank QNB Indonesia Tbk	BKSW	2016
72	Bank Maspion Indonesia Tbk	BMAS	2016
73	Bank Mandiri (Persero) Tbk	BMRI	2016
74	Bank Bumi Arta Tbk	BNBA	2016
75	Bank CIMB Niaga Tbk	BNGA	2016
76	Bank Maybank Indonesia Tbk	BNII	2016

77	Bank Permata Tbk	BNLI	2016
78	Bank Syariah Indonesia Tbk	BRIS	2016
79	Bank Sinarmas Tbk	BSIM	2016
80	Bank of India Indonesia Tbk	BSWD	2016
81	Bank BTPN Tbk	BTPN	2016
82	Bank BTPN Syariah Tbk	BTPS	2016
83	Bank Victoria Internasional Tbk	BVIS	2016
84	Bank Oke Indonesia	DNAR	2016
85	Bank Artha Graha Internasional Tbk	INPC	2016
86	Bank Multiarta Sentosa Tbk	MASB	2016
87	Bank Mayapada Internasional Tbk	MAYA	2016
88	Bank China Construction Bank Indonesia Tbk	MCOR	2016
89	Bank Mega Tbk	MEGA	2016
90	Bank OCBC NISP Tbk	NISP	2016
91	Bank Nationalnobu Tbk	NOBU	2016
92	Bank Pan Indonesia Tbk	PNBN	2016
93	Bank Panin Dubai Syariah Tbk	PNBS	2016
94	Bank Woori Saudara Indonesia 1906 Tbk	SDRA	2016
95	Bank Raya Indonesia Tbk	AGRO	2017
96	Bank IBK Indonesia Tbk	AGRS	2017
97	Bank Amar Indonesia Tbk	AMAR	2017
98	Bank Jago Tbk	ARTO	2017
99	Bank MNC Internasional Tbk	BABP	2017
100	Bank Capital Indonesia Tbk	BACA	2017
101	Bank Aladin Syariah Tbk	BANK	2017
102	Bank Central Asia Tbk	BBCA	2017
103	Allo Bank Indonesia Tbk	BBHI	2017
104	Bank KB Bukopin Tbk	BBKP	2017
105	Bank Mestika Dharma Tbk	BBMD	2017
106	Bank Negara Indonesia (Persero) Tbk	BBNI	2017
107	Bank Rakyat Indonesia (Persero) Tbk	BBRI	2017
108	Krom Bank Indonesia Tbk	BBSI	2017
109	Bank Tabungan Negara (Persero) Tbk	BBTN	2017
110	Bank Neo Commerce Tbk	BBYB	2017
111	Bank Jtrust Indonesia Tbk	BCIC	2017
112	Bank Danamon Indonesia Tbk	BDMN	2017
113	Bank Pembangunan Daerah Banten Tbk	BEKS	2017
114	Bank Ganesha Tbk	BGTG	2017
115	Bank Ina Perdana Tbk	BINA	2017
116	Bank Pembangunan Daerah Jawa Barat dan Banten Tbk	BJBR	2017
117	Bank Pembangunan Daerah Jawa Timur Tbk	BJTM	2017

118	Bank QNB Indonesia Tbk	BKSW	2017
119	Bank Maspion Indonesia Tbk	BMAS	2017
120	Bank Mandiri (Persero) Tbk	BMRI	2017
121	Bank Bumi Arta Tbk	BNBA	2017
122	Bank CIMB Niaga Tbk	BNGA	2017
123	Bank Maybank Indonesia Tbk	BNII	2017
124	Bank Permata Tbk	BNLI	2017
125	Bank Syariah Indonesia Tbk	BRIS	2017
126	Bank Sinarmas Tbk	BSIM	2017
127	Bank of India Indonesia Tbk	BSWD	2017
128	Bank BTPN Tbk	BTPN	2017
129	Bank BTPN Syariah Tbk	BTPS	2017
130	Bank Victoria Internasional Tbk	BVIS	2017
131	Bank Oke Indonesia	DNAR	2017
132	Bank Artha Graha Internasional Tbk	INPC	2017
133	Bank Multiarta Sentosa Tbk	MASB	2017
134	Bank Mayapada Internasional Tbk	MAYA	2017
135	Bank China Construction Bank Indonesia Tbk	MCOR	2017
136	Bank Mega Tbk	MEGA	2017
137	Bank OCBC NISP Tbk	NISP	2017
138	Bank Nationalnobu Tbk	NOBU	2017
139	Bank Pan Indonesia Tbk	PNBN	2017
140	Bank Panin Dubai Syariah Tbk	PNBS	2017
141	Bank Woori Saudara Indonesia 1906 Tbk	SDRA	2017
142	Bank Raya Indonesia Tbk	AGRO	2018
143	Bank IBK Indonesia Tbk	AGRS	2018
144	Bank Amar Indonesia Tbk	AMAR	2018
145	Bank Jago Tbk	ARTO	2018
146	Bank MNC Internasional Tbk	BABP	2018
147	Bank Capital Indonesia Tbk	BACA	2018
148	Bank Aladin Syariah Tbk	BANK	2018
149	Bank Central Asia Tbk	BBCA	2018
150	Allo Bank Indonesia Tbk	BBHI	2018
151	Bank KB Bukopin Tbk	BBKP	2018
152	Bank Mestika Dharma Tbk	BBMD	2018
153	Bank Negara Indonesia (Persero) Tbk	BBNI	2018
154	Bank Rakyat Indonesia (Persero) Tbk	BBRI	2018
155	Krom Bank Indonesia Tbk	BBSI	2018
156	Bank Tabungan Negara (Persero) Tbk	BBTN	2018
157	Bank Neo Commerce Tbk	BBYB	2018
158	Bank Jtrust Indonesia Tbk	BCIC	2018

159	Bank Danamon Indonesia Tbk	BDMN	2018
160	Bank Pembangunan Daerah Banten Tbk	BEKS	2018
161	Bank Ganesha Tbk	BGTG	2018
162	Bank Ina Perdana Tbk	BINA	2018
163	Bank Pembangunan Daerah Jawa Barat dan Banten Tbk	BJBR	2018
164	Bank Pembangunan Daerah Jawa Timur Tbk	BJTM	2018
165	Bank QNB Indonesia Tbk	BKSW	2018
166	Bank Maspion Indonesia Tbk	BMAS	2018
167	Bank Mandiri (Persero) Tbk	BMRI	2018
168	Bank Bumi Arta Tbk	BNBA	2018
169	Bank CIMB Niaga Tbk	BNGA	2018
170	Bank Maybank Indonesia Tbk	BNII	2018
171	Bank Permata Tbk	BNLI	2018
172	Bank Syariah Indonesia Tbk	BRIS	2018
173	Bank Sinarmas Tbk	BSIM	2018
174	Bank of India Indonesia Tbk	BSWD	2018
175	Bank BTPN Tbk	BTPN	2018
176	Bank BTPN Syariah Tbk	BTPS	2018
177	Bank Victoria Internasional Tbk	BVIS	2018
178	Bank Oke Indonesia	DNAR	2018
179	Bank Artha Graha Internasional Tbk	INPC	2018
180	Bank Multiarta Sentosa Tbk	MASB	2018
181	Bank Mayapada Internasional Tbk	MAYA	2018
182	Bank China Construction Bank Indonesia Tbk	MCOR	2018
183	Bank Mega Tbk	MEGA	2018
184	Bank OCBC NISP Tbk	NISP	2018
185	Bank Nationalnobu Tbk	NOBU	2018
186	Bank Pan Indonesia Tbk	PNBN	2018
187	Bank Panin Dubai Syariah Tbk	PNBS	2018
188	Bank Woori Saudara Indonesia 1906 Tbk	SDRA	2018
189	Bank Raya Indonesia Tbk	AGRO	2019
190	Bank IBK Indonesia Tbk	AGRS	2019
191	Bank Amar Indonesia Tbk	AMAR	2019
192	Bank Jago Tbk	ARTO	2019
193	Bank MNC Internasional Tbk	BABP	2019
194	Bank Capital Indonesia Tbk	BACA	2019
195	Bank Aladin Syariah Tbk	BANK	2019
196	Bank Central Asia Tbk	BBCA	2019
197	Allo Bank Indonesia Tbk	BBHI	2019
198	Bank KB Bukopin Tbk	BBKP	2019
199	Bank Mestika Dharma Tbk	BBMD	2019

200	Bank Negara Indonesia (Persero) Tbk	BBNI	2019
201	Bank Rakyat Indonesia (Persero) Tbk	BBRI	2019
202	Krom Bank Indonesia Tbk	BBSI	2019
203	Bank Tabungan Negara (Persero) Tbk	BBTN	2019
204	Bank Neo Commerce Tbk	BBYB	2019
205	Bank Jtrust Indonesia Tbk	BCIC	2019
206	Bank Danamon Indonesia Tbk	BDMN	2019
207	Bank Pembangunan Daerah Banten Tbk	BEKS	2019
208	Bank Ganesha Tbk	BGTG	2019
209	Bank Ina Perdana Tbk	BINA	2019
210	Bank Pembangunan Daerah Jawa Barat dan Banten Tbk	BJBR	2019
211	Bank Pembangunan Daerah Jawa Timur Tbk	BJTM	2019
212	Bank QNB Indonesia Tbk	BKSW	2019
213	Bank Maspion Indonesia Tbk	BMAS	2019
214	Bank Mandiri (Persero) Tbk	BMRI	2019
215	Bank Bumi Arta Tbk	BNBA	2019
216	Bank CIMB Niaga Tbk	BNGA	2019
217	Bank Maybank Indonesia Tbk	BNII	2019
218	Bank Permata Tbk	BNLI	2019
219	Bank Syariah Indonesia Tbk	BRIS	2019
220	Bank Sinarmas Tbk	BSIM	2019
221	Bank of India Indonesia Tbk	BSWD	2019
222	Bank BTPN Tbk	BTPN	2019
223	Bank BTPN Syariah Tbk	BTPS	2019
224	Bank Victoria Internasional Tbk	BVIS	2019
225	Bank Oke Indonesia	DNAR	2019
226	Bank Artha Graha Internasional Tbk	INPC	2019
227	Bank Multiarta Sentosa Tbk	MASB	2019
228	Bank Mayapada Internasional Tbk	MAYA	2019
229	Bank China Construction Bank Indonesia Tbk	MCOR	2019
230	Bank Mega Tbk	MEGA	2019
231	Bank OCBC NISP Tbk	NISP	2019
232	Bank Nationalnobu Tbk	NOBU	2019
233	Bank Pan Indonesia Tbk	PNBN	2019
234	Bank Panin Dubai Syariah Tbk	PNBS	2019
235	Bank Woori Saudara Indonesia 1906 Tbk	SDRA	2019
236	Bank Raya Indonesia Tbk	AGRO	2020
237	Bank IBK Indonesia Tbk	AGRS	2020
238	Bank Amar Indonesia Tbk	AMAR	2020
239	Bank Jago Tbk	ARTO	2020
240	Bank MNC Internasional Tbk	BABP	2020

241	Bank Capital Indonesia Tbk	BACA	2020
242	Bank Aladin Syariah Tbk	BANK	2020
243	Bank Central Asia Tbk	BBCA	2020
244	Allo Bank Indonesia Tbk	BBHI	2020
245	Bank KB Bukopin Tbk	BBKP	2020
246	Bank Mestika Dharma Tbk	BBMD	2020
247	Bank Negara Indonesia (Persero) Tbk	BBNI	2020
248	Bank Rakyat Indonesia (Persero) Tbk	BBRI	2020
249	Krom Bank Indonesia Tbk	BBSI	2020
250	Bank Tabungan Negara (Persero) Tbk	BBTN	2020
251	Bank Neo Commerce Tbk	BBYB	2020
252	Bank Jtrust Indonesia Tbk	BCIC	2020
253	Bank Danamon Indonesia Tbk	BDMN	2020
254	Bank Pembangunan Daerah Banten Tbk	BEKS	2020
255	Bank Ganesha Tbk	BGTG	2020
256	Bank Ina Perdana Tbk	BINA	2020
257	Bank Pembangunan Daerah Jawa Barat dan Banten Tbk	BJBR	2020
258	Bank Pembangunan Daerah Jawa Timur Tbk	BJTM	2020
259	Bank QNB Indonesia Tbk	BKSW	2020
260	Bank Maspion Indonesia Tbk	BMAS	2020
261	Bank Mandiri (Persero) Tbk	BMRI	2020
262	Bank Bumi Arta Tbk	BNBA	2020
263	Bank CIMB Niaga Tbk	BNGA	2020
264	Bank Maybank Indonesia Tbk	BNII	2020
265	Bank Permata Tbk	BNLI	2020
266	Bank Syariah Indonesia Tbk	BRIS	2020
267	Bank Sinarmas Tbk	BSIM	2020
268	Bank of India Indonesia Tbk	BSWD	2020
269	Bank BTPN Tbk	BTPN	2020
270	Bank BTPN Syariah Tbk	BTPS	2020
271	Bank Victoria Internasional Tbk	BVIS	2020
272	Bank Oke Indonesia	DNAR	2020
273	Bank Artha Graha Internasional Tbk	INPC	2020
274	Bank Multiarta Sentosa Tbk	MASB	2020
275	Bank Mayapada Internasional Tbk	MAYA	2020
276	Bank China Construction Bank Indonesia Tbk	MCOR	2020
277	Bank Mega Tbk	MEGA	2020
278	Bank OCBC NISP Tbk	NISP	2020
279	Bank Nationalnobu Tbk	NOBU	2020
280	Bank Pan Indonesia Tbk	PNBN	2020
281	Bank Panin Dubai Syariah Tbk	PNBS	2020

282	Bank Woori Saudara Indonesia 1906 Tbk	SDRA	2020
283	Bank Raya Indonesia Tbk	AGRO	2021
284	Bank IBK Indonesia Tbk	AGRS	2021
285	Bank Amar Indonesia Tbk	AMAR	2021
286	Bank Jago Tbk	ARTO	2021
287	Bank MNC Internasional Tbk	BABP	2021
288	Bank Capital Indonesia Tbk	BACA	2021
289	Bank Aladin Syariah Tbk	BANK	2021
290	Bank Central Asia Tbk	BBCA	2021
291	Allo Bank Indonesia Tbk	BBHI	2021
292	Bank KB Bukopin Tbk	BBKP	2021
293	Bank Mestika Dharma Tbk	BBMD	2021
294	Bank Negara Indonesia (Persero) Tbk	BBNI	2021
295	Bank Rakyat Indonesia (Persero) Tbk	BBRI	2021
296	Krom Bank Indonesia Tbk	BBSI	2021
297	Bank Tabungan Negara (Persero) Tbk	BBTN	2021
298	Bank Neo Commerce Tbk	BBYB	2021
299	Bank Jtrust Indonesia Tbk	BCIC	2021
300	Bank Danamon Indonesia Tbk	BDMN	2021
301	Bank Pembangunan Daerah Banten Tbk	BEKS	2021
302	Bank Ganesha Tbk	BGTG	2021
303	Bank Ina Perdana Tbk	BINA	2021
304	Bank Pembangunan Daerah Jawa Barat dan Banten Tbk	BJBR	2021
305	Bank Pembangunan Daerah Jawa Timur Tbk	BJTM	2021
306	Bank QNB Indonesia Tbk	BKSW	2021
307	Bank Maspion Indonesia Tbk	BMAS	2021
308	Bank Mandiri (Persero) Tbk	BMRI	2021
309	Bank Bumi Arta Tbk	BNBA	2021
310	Bank CIMB Niaga Tbk	BNGA	2021
311	Bank Maybank Indonesia Tbk	BNII	2021
312	Bank Permata Tbk	BNLI	2021
313	Bank Syariah Indonesia Tbk	BRIS	2021
314	Bank Sinarmas Tbk	BSIM	2021
315	Bank of India Indonesia Tbk	BSWD	2021
316	Bank BTPN Tbk	BTPN	2021
317	Bank BTPN Syariah Tbk	BTPS	2021
318	Bank Victoria Internasional Tbk	BVIS	2021
319	Bank Oke Indonesia	DNAR	2021
320	Bank Artha Graha Internasional Tbk	INPC	2021
321	Bank Multiarta Sentosa Tbk	MASB	2021
322	Bank Mayapada Internasional Tbk	MAYA	2021

323	Bank China Construction Bank Indonesia Tbk	MCOR	2021
324	Bank Mega Tbk	MEGA	2021
325	Bank OCBC NISP Tbk	NISP	2021
326	Bank Nationalnobu Tbk	NOBU	2021
327	Bank Pan Indonesia Tbk	PNBN	2021
328	Bank Panin Dubai Syariah Tbk	PNBS	2021
329	Bank Woori Saudara Indonesia 1906 Tbk	SDRA	2021
330	Bank Raya Indonesia Tbk	AGRO	2022
331	Bank IBK Indonesia Tbk	AGRS	2022
332	Bank Amar Indonesia Tbk	AMAR	2022
333	Bank Jago Tbk	ARTO	2022
334	Bank MNC Internasional Tbk	BABP	2022
335	Bank Capital Indonesia Tbk	BACA	2022
336	Bank Aladin Syariah Tbk	BANK	2022
337	Bank Central Asia Tbk	BBCA	2022
338	Allo Bank Indonesia Tbk	BBHI	2022
339	Bank KB Bukopin Tbk	BBKP	2022
340	Bank Mestika Dharma Tbk	BBMD	2022
341	Bank Negara Indonesia (Persero) Tbk	BBNI	2022
342	Bank Rakyat Indonesia (Persero) Tbk	BBRI	2022
343	Krom Bank Indonesia Tbk	BBSI	2022
344	Bank Tabungan Negara (Persero) Tbk	BBTN	2022
345	Bank Neo Commerce Tbk	BBYB	2022
346	Bank Jtrust Indonesia Tbk	BCIC	2022
347	Bank Danamon Indonesia Tbk	BDMN	2022
348	Bank Pembangunan Daerah Banten Tbk	BEKS	2022
349	Bank Ganesha Tbk	BGTG	2022
350	Bank Ina Perdana Tbk	BINA	2022
351	Bank Pembangunan Daerah Jawa Barat dan Banten Tbk	BJBR	2022
352	Bank Pembangunan Daerah Jawa Timur Tbk	BJTM	2022
353	Bank QNB Indonesia Tbk	BKSW	2022
354	Bank Maspion Indonesia Tbk	BMAS	2022
355	Bank Mandiri (Persero) Tbk	BMRI	2022
356	Bank Bumi Arta Tbk	BNBA	2022
357	Bank CIMB Niaga Tbk	BNGA	2022
358	Bank Maybank Indonesia Tbk	BNII	2022
359	Bank Permata Tbk	BNLI	2022
360	Bank Syariah Indonesia Tbk	BRIS	2022
361	Bank Sinarmas Tbk	BSIM	2022
362	Bank of India Indonesia Tbk	BSWD	2022
363	Bank BTPN Tbk	BTPN	2022

364	Bank BTPN Syariah Tbk	BTPS	2022
365	Bank Victoria Internasional Tbk	BVIS	2022
366	Bank Oke Indonesia	DNAR	2022
367	Bank Artha Graha Internasional Tbk	INPC	2022
368	Bank Multiarta Sentosa Tbk	MASB	2022
369	Bank Mayapada Internasional Tbk	MAYA	2022
370	Bank China Construction Bank Indonesia Tbk	MCOR	2022
371	Bank Mega Tbk	MEGA	2022
372	Bank OCBC NISP Tbk	NISP	2022
373	Bank Nationalnobu Tbk	NOBU	2022
374	Bank Pan Indonesia Tbk	PNBN	2022
375	Bank Panin Dubai Syariah Tbk	PNBS	2022
376	Bank Woori Saudara Indonesia 1906 Tbk	SDRA	2022
377	Bank Raya Indonesia Tbk	AGRO	2023
378	Bank IBK Indonesia Tbk	AGRS	2023
379	Bank Amar Indonesia Tbk	AMAR	2023
380	Bank Jago Tbk	ARTO	2023
381	Bank MNC Internasional Tbk	BABP	2023
382	Bank Capital Indonesia Tbk	BACA	2023
383	Bank Aladin Syariah Tbk	BANK	2023
384	Bank Central Asia Tbk	BBCA	2023
385	Allo Bank Indonesia Tbk	BBHI	2023
386	Bank Mestika Dharma Tbk	BBMD	2023
387	Bank Negara Indonesia (Persero) Tbk	BBNI	2023
388	Bank Rakyat Indonesia (Persero) Tbk	BBRI	2023
389	Krom Bank Indonesia Tbk	BBSI	2023
390	Bank Tabungan Negara (Persero) Tbk	BBTN	2023
391	Bank Neo Commerce Tbk	BBYB	2023
392	Bank Danamon Indonesia Tbk	BDMN	2023
393	Bank Pembangunan Daerah Banten Tbk	BEKS	2023
394	Bank Ina Perdana Tbk	BINA	2023
395	Bank Pembangunan Daerah Jawa Barat dan Banten Tbk	BJBR	2023
396	Bank Pembangunan Daerah Jawa Timur Tbk	BJTM	2023
397	Bank QNB Indonesia Tbk	BKSW	2023
398	Bank Maspion Indonesia Tbk	BMAS	2023
399	Bank Mandiri (Persero) Tbk	BMRI	2023
400	Bank Bumi Arta Tbk	BNBA	2023
401	Bank CIMB Niaga Tbk	BNGA	2023
402	Bank Maybank Indonesia Tbk	BNII	2023
403	Bank Permata Tbk	BNLI	2023
404	Bank Syariah Indonesia Tbk	BRIS	2023

405	Bank Sinarmas Tbk	BSIM	2023
406	Bank of India Indonesia Tbk	BSWD	2023
407	Bank BTPN Tbk	BTPN	2023
408	Bank BTPN Syariah Tbk	BTPS	2023
409	Bank Victoria Internasional Tbk	BVIS	2023
410	Bank Oke Indonesia	DNAR	2023
411	Bank Artha Graha Internasional Tbk	INPC	2023
412	Bank Multiarta Sentosa Tbk	MASB	2023
413	Bank Mayapada Internasional Tbk	MAYA	2023
414	Bank China Construction Bank Indonesia Tbk	MCOR	2023
415	Bank Mega Tbk	MEGA	2023
416	Bank OCBC NISP Tbk	NISP	2023
417	Bank Nationalnobu Tbk	NOBU	2023
418	Bank Pan Indonesia Tbk	PNBN	2023
419	Bank Panin Dubai Syariah Tbk	PNBS	2023
420	Bank Woori Saudara Indonesia 1906 Tbk	SDRA	2023

VALIDASI SUMBER PUSTAKA PENULISAN SKRIPSI

Nama : Setiya Intan Novera
 NIM : 2003101070
 Program Studi : Akuntansi
 Fakultas : Ekonomi dan Bisnis
 Dosen Pembimbing I : Dr. Anggita Langgeng Wijaya, S.E., M.Si, Ak., CA.
 Dosen Pembimbing II : Dr. Maya Novitasari, S.E., M.Ak., CPFR.
 Judul : Pengaruh Koneksi Politik terhadap Nilai Perusahaan dengan Kinerja Keuangan Sebagai Variabel Mediasi (Studi Kasus pada Perusahaan Perbankan yang Terdaftar di BEI Tahun 2015-2023)

No	Sumber Pustaka	Halaman		Hasil Validasi	
		Pustaka	Skripsi	Sesuai	Tidak Sesuai
1.	Aug, J. S., Ding, D. K., & Thong, T. Y. (2011). Political Connection and Firm Value. <i>Institutional Knowledge at Singapore Management University</i> , 22(2), 419—450. https://ink.library.smu.edu.sg/lkcsb_research/4630%0IThis	4	11	✓	
2.	Appiah, M. K., Dordaah, J. N., Sam, A., & Amaning, N. (2024). Modelling the Implications of Sustainable Supply Chain Management Practises o’n Firm Performance: The Mediating Role of Green Performance. <i>Cogent Engineering</i> , 11(1). https://doi.org/10.1080/23311916.2024.2370898	2	31	✓	
3.	Ayuba, H., Bambale, A. J., Ibrahim, M. A., & Sulaiman, S. A. (2019). Effects of Financial Performance, Capital Structure and Firm Size on Firms’ Value of Insurance Companies in Nigeria lHabibu. <i>Journal of Finance</i> ,	2	20	✓	

	<i>Accounting and Management</i> , 10(1), 57-74.				
4.	Azizah, F., & Amin, M. Al. (2020). Pengaruh Koneksi Politik Terhadap Iffinerja Perusahaan (Studi Empiris pada Perusahaan Sektor Pertambangan yang terdaftar di BEI tahun 2014-2018). <i>Indonesian Journal of Accounting and Governance</i> , 4(I), 1-17. https://doi.org/10.36766/ijag.v4i1.38	8, 4, 13	10, 12, 73	✓	
5.	Bandiyono, A. (2020). The Effect of Good Corporate Governance and POlitical ConnectiOn on Value Firm. <i>Jurnal Akuntansi</i> , 23(3), 333. https://doi.org/10.24912/ja.v23i3.599	333	35	✓	
6.	Brown, & Huang. (2020). All the President’S Friends: Political Access and Firm Value. <i>NBER Working Paper</i> , 23356. http://www.nber.org/papers/w23356	26	33, 35	✓	
7.	Chancharat, S., Detthamrong, U., & Chancharat, N. (2019). Board Structure, Political Connection and Firm Performance: Evidence from Thailand. <i>International Journal of Business cmd Societ)</i> , 20(3), 1096—1111.	2	4		
8.	Chua, K. T., & Byun, H.Y. (2024). Impact of Sustainability Reporting Initiatives on the Financial Performance of Philippine Listed Companies. <i>Environmental Economics</i> , 15(1), 130-148. https://doi.org/10.21511/ee.15(1).2024.11	132	9		
9.	Eissa, A. M., & Eliwa, Y. (2021). The Effect of Political Connections on Finn Performance: Evidence from Egypt. <i>Asian Review of Accounting</i> , 29(3), 362-382. https://doi.org/10.1108/ARA-05-2020-0064	4	13		

10.	Er rami, I., Cherqaoui, M., & Badlaoui, A. El. (2024). Impact of Covid-19 on Companies Performance and Financial Resilience: Evidence from Moroccan Listed Companies. <i>Investment Management and Financial Innovations</i> , 21(3), 237—247. https://doi.org/10.21511/iiufi.21(3).2024.20	238	15		
11.	Farhan, H. (2019). Pengaruh Political Connection, Kepemilikan Manajerial, Kepemilikan Institusional, dan Kinerja Keuangan terhadap Nilai Perusahaan (Studi Empiris pada Perusahaan Properti, Konstruksi, dan Real Estate yang Terdaftar di Bursa Efek Indonesia Tahun 2014-2016). <i>Institutional Repository UIN Syarif Hidayatullah</i> , 8(7), 30-152. http://repository.uinjkt.ac.id/dspace/handle/123456789/52912	64	44	✓	
12.	Fatma, N., & Hidayat, W. (2020). Earnings Persistence, Earnings Power, and Equity Valuation in Consumer Goods Firms. <i>Asian Journal of Accounting Research</i> , 5(1), 3-13. https://doi.org/10.1108/AJAR-05-2019-0041	4	14		
13.	Fitriana, M., & Muslim, A. I. (2022). The Effect of Good Corporate Governance and Political Connection on Firm Value (Study at Manufacturing Companies Listed on the Indonesia Stock Exchange 2015-2020). <i>Jurnal Ilmiah Akuntansi</i> , 2fi(2), 215—228. http://jurnalnasional.ump.ac.id/index.php/kompartemen/	216	30		
14.	Hamingsih, S., Agustin, H., & Setiawan, M. A. (2019). Pengaruh Kinerja Keuangan terhadap Nilai Perusahaan dengan Pengungkapan	200	15, 74	✓	

	CSR dan Kebijakan Dividen Sebagai Variabel Moderasi. <i>Journal of Multidisciplinary Research and Development</i> , 1(2), 199-209. www.idx.co.id				
15.	Intara, P., & Suwansin, N. (2024). Intangible Assets, Firm Value, and Performance: Does Intangible-Intensive Matter? <i>Cogent Economics and Finance</i> , 12(1). https://doi.org/10.1080/23322039.2024.2375341	3	20	✓	
16.	Katenova, M., & Quadrat-Ullah, H. (2024). Corporate Social Responsibility and Firm Performance: Case of Kazakhstan. <i>Heliyon</i> , 10(10), e31580. https://doi.org/10.1016/j.heliyon.2024.e31580	7	34	✓	
17.	Kholis, N., Surnarmawati, E. D., & Mutmainah, H. (2018). Faktor - Faktor yang Mempengaruhi Nilai Perusahaan. <i>Jurnal Analisis Bisnis Ekonomi</i> , 16(01), 19-25. https://doi.org/10.36406/jam.v17i01.274	20	13		
18	Mariani, D., & Suryani. (2018). Pengaruh Kinerja Keuangan terhadap Nilai Perusahaan dengan Kinerja Sosial dan Kinerja Lingkungan Sebagai Variabel Mediator. <i>Jurnal Akuntansi Dan Keuangan</i> , 7(1), 59—78.	75, 74	24, 34, 35		
19.	Maulana, A., & Wati, L. N. (2019). Pengaruh Koneksi Politik dan Struktur Kepemilikan Manajerial terhadap Nilai Perusahaan. <i>Jurnal Akuntansi</i> , 8(1), 1-12. https://doi.org/10.37932/ja.v8i1.59	5, 4, 10	10, 12, 72	✓	
20.	Maulana, R., & Vernando, A. (2022). Pengaruh Koneksi Politik dan Kepemilikan Asing terhadap Nilai Perusahaan. <i>Jurnal Ilmiah Akuntansi Universitas Pamulang</i> , 70(2), 129-141. http://openjournal.unpam.ac.id/inde	137, 138	4, 21		

	x.php/JIA				
21.	Nguyen, P.T. L., Huynh, N. T., & Huynh, T. T. C. (2024). Foreign Investment and the Firm Performance in Emerging Securities Market: Evidence from Vietnam. <i>Journal of Economics and Development</i> , 26(2), 82-102. https://doi.org/10.1108/JED-12-2022-0244	100	15	✓	
22.	Nisak, U. K., & Budiono, B. (2020). Analisis Komparatif Kinerja Keuangan Perusahaan Sebelum dan Sesudah Initial Public Offering (IPO) di Bursa Efek Indonesia (BEI) Tahun 2016. <i>Media Mahardhika</i> , 19(1), 71—81. https://doi.org/10.29062/mahardika.v19i1.198	74	16	✓	
23.	Novitasari, M., & Agustia, D. (2021). Green Supply Chain Management and Firm Performance: The Mediating Effect of Green Innovation. <i>Journal of Industrial Engineering and Management</i> , 16(2), 391—403. https://doi.org/10.3926/jiem.3384	394	16	✓	
24.	Patriani, W.E. (2020). The Effect of Political Connection on Firm Value. <i>E-JA e-Jurnal Akuntansi e-ISSN 2302-8556, Vol. 6</i> (No. 6), 1550-1560. https://doi.org/DOI:https://doi.org/10.24843/EJA.2020.v30.i06.p16	9	4, 31	✓	
25.	Pratama, V. Y., & Setiawan, D. (2019). Political Connection and Firm Value in Indonesia. <i>Sebelas Maret Business Review</i> , 18(2), 1—7. https://doi.org/10.20961/smbr.v3i2.14932	2	9, 34	✓	
26.	Prena, G. Das, & Muliawan, I.G. I. (2020). Pengaruh Kinerja Keuangan terhadap Nilai Perusahaan dengan Pengungkapan	10	5, 34, 74		

	Corporate Social Responsibility Sebagai Variabel Pemoderasi. <i>Wacana Ekonomi i'Jiirnal Ekonomi, Bisnis Dan Akuntansi</i> , 19(2), 131—142. https://ejournal.warinadewa.ac.id/index.php/wacana_ekonomi				
27.	Rahmawati, U., Subekti, G. A., Prasaja, M., Cahyanindyah, P., & Komariyah, E. F. (2022). Pengaruh Koneksi Politik terhadap Kinerja Keuangan pada Perusahaan Manufaktur di Indonesia. <i>Jurnal Akuntansi Dan Ekonomi Bisnis</i> , 77(2).	114	4	✓	
28.	Ratri, R. F., & Dewi, M. (2017). The Effect of Financial Performance and Environmental Performance on Firm Value with Islamic Social Reporting (ISR) Disclosure as Intervening Variable in Companies Listed at Jakarta Islamic Index (JII). <i>SHS Web of Conferences</i> , 34, 12003. https://doi.org/10.1051/shsconf/20173412003	5	16, 26	✓	
29.	Rivandi, M., & Septiano, R. (2021). Pengaruh Intellectual Capital Disclosure dan Profitabilitas terhadap Nilai Perusahaan. <i>Jurnal Akuntansi Trisaf ti</i> , 8(1), 123—136. https://doi.org/10.25105/jat.v8i1.7631	125	13	✓	
30.	Safitriani, A., & Yahya, D. A. (2022). Pengaruh Tax Avoidance , Financial Distress dan Political Connection terhadap Nilai Perusahaan (Perusahaan III 70 yang Terdaftar di Bursa Efek Indonesia Periode 2020-2022).	11	31, 72		

	<i>Jurnal Akuntansi</i> , 23(2).				
31.	Tangke, P. (2020). Pengaruh Political Connection dan Foreign Ownership terhadap Nilai Perusahaan melalui Corporate Social Responsibility. <i>Jurnal Akuntansi dan Kctiangan Daerah, IdH</i> , i—@ https://doi.org/10.52062/jakd.v14i1.1442	6, 7	10, 12	✓	
32.	Tarmizi, N.F. A., & Brahmana, R. K. (2022). The Impact of Political Connections on Firm Performance: Evidence from Upstream Oil and Gas Companies. <i>Social Sciences</i> , 77(11). https://doi.org/10.3390/socsci11110504	10	32	✓	
33.	Vallentino, P. W. A., & Suryanawa, I. K. (2023). The Effect of Political Connections and Tax Avoidance on Firm Value. <i>Management Studies and Entrepreneurship Journal</i> , 4(3), 2656-2665. http://journal.yrpiiku.co.in/index.php/mse	7, 8	4, 21	✓	
34.	Wang, F., Jia, Y., Li, G., Lam, M., & Liu, Y. (2024). An Empirical Study of the Relationship Between Digital Transformation, Corporate Social Responsibility and Financial Performance. <i>Business Ethics and Leadership</i> , 8(1), 57-73. https://doi.org/10.61093/bel.8(1).57-73.2024	59	3	✓	
35.	Wong, S.H.W. (2010). Political Connections and Firm Performance: The Case of Hong Kong. In <i>Journal of East Asian Studies</i> (Vol. 10, Issue 2).	284	33		


	https://doi.org/10.1017/s1598240800003465				
36.	Wu, W., Wu, C., Zhou, C., & Wu, J. (2012). Political Connections, Tax Benefits and Firm Performance: Evidence from China. <i>Journal of Accounting and Public Policy</i> , 31(3), 277—300. https://doi.org/10.1016/j.jaccpubpol.2011.10.005	275	11		
37.	Yunita, I.G.P.A. O., & Artini, L. G. S. (2019). Peran Struktur Modal sebagai Mediator antara Pertumbuhan Perusahaan dan Nilai Perusahaan. <i>E-Jurnal Manajemen</i> , 27(2), 635-637.	2	14		

Catatan Dosen Pembimbing :

Layak / Tidak Layak untuk diuji

Madiun, 10 September 2024

Dosen Pembimbing



Dr. Maya Novitasari, S.E., M.Ak., CPF.R.
NIDN. 0705118701

RIWAYAT HIDUP



Setiya Intan Novera dilahirkan di Madiun pada tanggal 26 November 2002, anak keempat dari pasangan Bapak Sugito dan Ibu Parti. Pendidikan Dasar dan Menengah ditempuh di Madiun. Tamat SDN Kresek 03 Tahun 2014, melanjutkan ke SMPN 01 Wungu tamat pada tahun 2017, selanjutnya melanjutkan ke SMAN 01 Wungu tamat pada tahun 2020.

Pendidikan berikutnya ditempuh di Program Studi Akuntansi Fakultas Ekonomi dan Bisnis Universitas PGRI Madiun tahun 2020/2021. Semasa Mahasiswa aktif dalam Badan Eksekutif Mahasiswa selama 2 tahun kepengurusan serta bergabung dalam UKM KIM Cendekia.